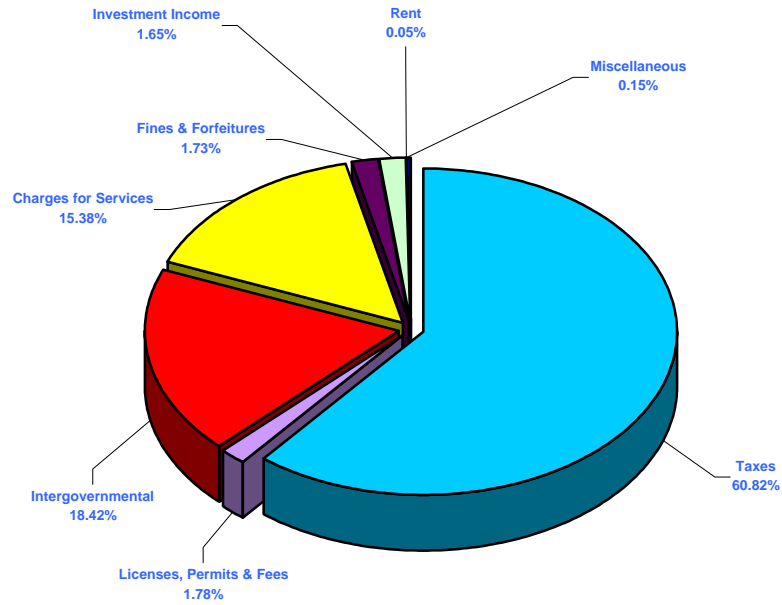


PICKENS COUNTY

GENERAL FUND	FY 2005 ACTUAL	FY 2006 ACTUAL	FY 2007 BUDGET	FY 2007 ESTIMATED	FY 2008 BUDGET
REVENUES					
Taxes	\$ 19,388,249	\$ 21,947,470	\$ 21,493,978	\$ 21,671,885	\$ 22,205,272
Licenses, Permits & Fees	557,032	641,193	549,300	544,300	649,300
Intergovernmental	5,501,421	5,809,999	6,086,095	6,103,135	6,723,540
Charges for Services	4,770,512	5,697,303	5,180,155	5,939,887	5,614,887
Fines & Forfeitures	616,886	703,326	630,000	640,000	630,000
Investment Income	384,817	550,813	401,461	601,461	601,461
Rent	-	12,825	20,000	20,000	19,200
Contributions	9,120	802	1,300	1,512	11,300
Miscellaneous	531,391	67,614	56,000	123,088	56,000
	<u>31,759,428</u>	<u>35,431,345</u>	<u>34,418,289</u>	<u>35,645,268</u>	<u>36,510,960</u>
EXPENDITURES					
General Government	8,490,255	8,781,969	9,462,551	9,245,327	10,200,832
Public Safety	11,113,885	12,482,594	13,798,007	13,109,206	14,386,602
Public Works	5,368,412	5,543,050	5,983,552	6,281,073	6,342,230
Health & Welfare	642,380	642,065	704,158	737,764	772,006
Culture & Recreation	417,353	443,172	511,032	483,721	486,673
Economic Development	559,287	380,874	407,204	407,927	375,000
Intergovernmental	462,078	412,579	448,836	444,252	490,326
Other	133,630	127,681	498,647	229,025	467,025
Capital Outlay	676,072	843,677	1,283,380	1,283,380	2,385,826
Debt Service					
Principal	349,781	1,323,910	98,896	98,896	-
Interest & Fiscal Charges	103,800	98,224	2,663	2,663	-
	<u>28,316,933</u>	<u>31,079,795</u>	<u>33,198,926</u>	<u>32,323,234</u>	<u>35,906,520</u>
REVENUES OVER (UNDER) EXPENDITURES	<u>3,442,495</u>	<u>4,351,550</u>	<u>1,219,363</u>	<u>3,322,034</u>	<u>604,440</u>
OTHER FINANCING SOURCES (USES)					
Transfer In	347,511	158,491	104,689	104,689	28,275
Transfer (Out)	(2,194,991)	(1,441,758)	(1,349,052)	(1,721,480)	(1,721,480)
Sale of Fixed Assets	56,566	534,012	25,000	31,200	25,000
Budgeted Fund Balance	-	-	-	-	1,063,765
	<u>(1,790,914)</u>	<u>(749,255)</u>	<u>(1,219,363)</u>	<u>(1,585,591)</u>	<u>(604,440)</u>
REVENUES & OTHER FINANCING OVER (UNDER) EXPENDITURES	<u>\$ 1,651,581</u>	<u>\$ 3,602,295</u>	<u>\$ -</u>	<u>\$ 1,736,443</u>	<u>\$ -</u>
Beginning Fund Balance:	<u>\$ 13,393,661</u>	<u>\$ 15,045,242</u>	<u>\$ 18,647,537</u>	<u>\$ 18,647,537</u>	<u>\$ 20,383,980</u>
Fund Balance, June 30	<u>\$ 15,045,242</u>	<u>\$ 18,647,537</u>	<u>\$ 18,647,537</u>	<u>\$ 20,383,980</u>	<u>\$ 19,320,215</u>

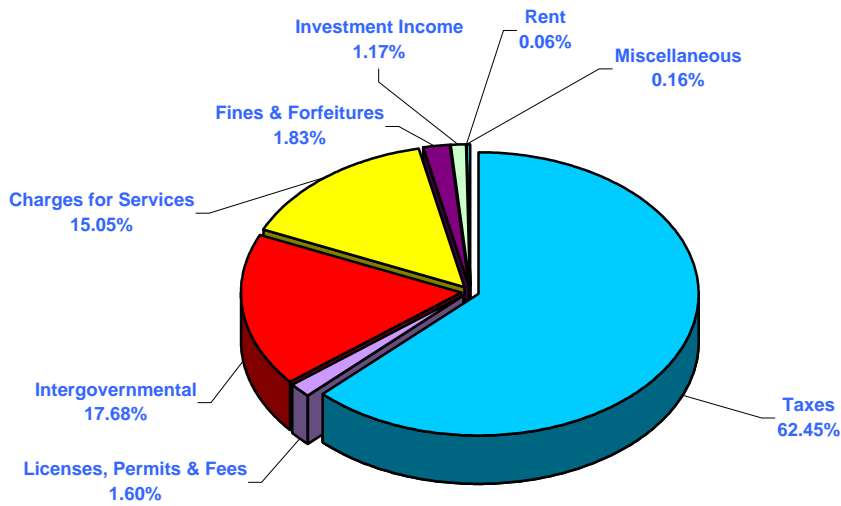
"WHERE THE MONEY COMES FROM"

REVENUES BY CATEGORY



F
Y

2
0
0
8



F
Y

2
0
0
7

PICKENS COUNTY

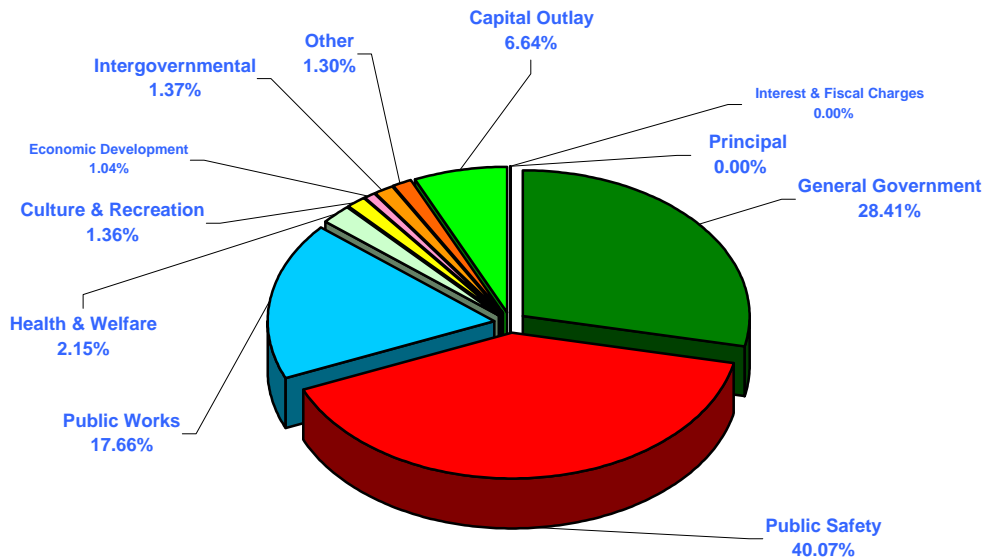
SOURCE OF REVENUE	FY 2005 ACTUAL	FY 2006 ACTUAL	FY 2007 BUDGET	FY 2007 ESTIMATED	FY 2008 BUDGET	% CHANGE 07-08
TAXES						
Taxes	\$ 18,503,457	\$ 20,929,343	\$ 20,620,038	\$ 20,797,945	\$ 21,331,332	3.4%
Merchant Inventory	123,940	123,940	123,940	123,940	123,940	0.0%
Delinquent Tax Collection	634,937	781,618	625,000	625,000	625,000	0.0%
Delinquent Collection Cost	125,915	112,569	125,000	125,000	125,000	0.0%
	19,388,249	21,947,470	21,493,978	21,671,885	22,205,272	3.3%
LICENSES, PERMITS & FEES						
Septic Tank Fees	5,590	6,548	6,000	6,000	6,000	0.0%
Building Permits	377,410	455,245	375,000	375,000	475,000	26.7%
Mobile Home Licenses	39,477	33,488	40,000	35,000	40,000	0.0%
Septic Tank Licenses	1,675	575	1,600	1,600	1,600	0.0%
Special Assessments	1,702	2,002	1,700	1,700	1,700	0.0%
Cable TV Franchise	131,178	143,335	125,000	125,000	125,000	0.0%
	557,032	641,193	549,300	544,300	649,300	18.2%
INTERGOVERNMENTAL						
State Aid to Subdivision	4,987,980	5,217,997	5,575,000	5,575,000	6,226,894	11.7%
School Resource Officers	128,000	128,000	128,000	128,000	128,000	0.0%
Tax Discount	-	-	-	500	500	
State Comptroller General	11,290	11,290	11,290	11,290	11,290	0.0%
State Election Commission	12,221	7,566	14,150	12,815	14,150	0.0%
Election Reimbursement	44,391	29,496	46,000	57,371	46,000	0.0%
Pollution Control Rebate	49,050	36,406	30,000	40,000	35,000	16.7%
Litter Control Agreement	-	-	33,925	18,000	32,200	-5.1%
Emergency Management	36,138	28,446	-	-	-	
Veterans Affairs	6,601	6,865	8,000	8,000	6,500	-18.8%
Federal Financial Assistance	59,275	66,137	55,000	55,000	55,000	0.0%
Grants - Other	-	-	-	1,230	-	
FEMA - Ice Storm	-	113,285	-	-	-	
Solicitors Reimbursement	127,725	131,396	147,006	147,006	147,006	0.0%
Economic Development	16,148	11,842	17,224	28,423	-	-100.0%
Health Department	22,602	21,273	20,500	20,500	21,000	2.4%
	5,501,421	5,809,999	6,086,095	6,103,135	6,723,540	10.5%
CHARGES FOR SERVICES						
Planning Sales	6,476	15,670	7,000	7,000	7,000	0.0%
Building Codes Reinspection Fees	745	450	1,000	1,000	1,000	0.0%
Register of Deeds Fees	937,894	1,267,172	900,000	1,200,000	1,100,000	22.2%
Judge of Probate Fees	152,245	157,626	150,000	180,000	160,000	6.7%
Marriage Ceremony Fees	3,575	3,850	3,500	3,500	3,500	0.0%
Family Court Fees	272,195	265,916	250,000	250,000	250,000	0.0%
Sheriff Fees	17,657	22,840	18,000	18,000	18,000	0.0%
Recycling Drivers	68,494	72,908	80,000	80,000	80,000	0.0%
Lake Patrol	34,221	35,959	33,000	33,000	33,000	0.0%
E.M.S. Fees	1,784,224	2,446,793	2,300,000	2,700,000	2,500,000	8.7%

PICKENS COUNTY

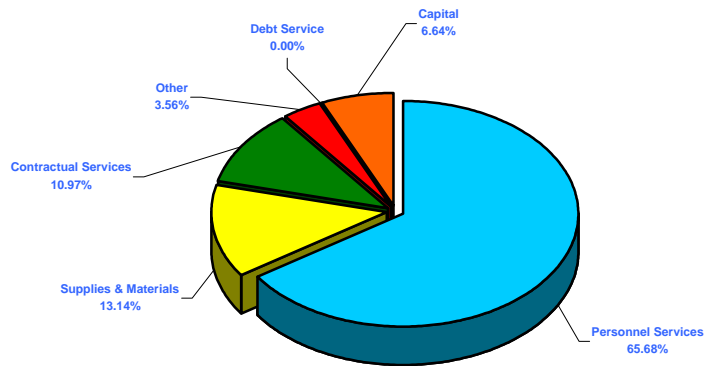
SOURCE OF REVENUE	FY 2005 ACTUAL	FY 2006 ACTUAL	FY 2007 BUDGET	FY 2007 ESTIMATED	FY 2008 BUDGET	% CHANGE 07-08
CHARGES FOR SERVICES, continued						
Landfill User Fees	643,287	528,716	652,300	602,300	602,300	-7.7%
Sale of Recyclables	\$ 532,612	\$ 525,965	\$ 450,000	\$ 500,000	\$ 500,000	11.1%
Vehicle Maintenance Service	12,264	8,294	7,000	10,000	9,000	28.6%
Sale of Fuel - Surcharge	57	13	50	50	50	0.0%
Stormwater Management	-	20,045	10,000	20,000	20,000	100.0%
Commerce Park	-	-	-	21,732	21,732	
Mile Creek Park	148,737	165,462	160,000	160,000	160,000	0.0%
Animal Control	115	439	500	500	500	0.0%
Data Processing Fees	97,117	98,756	97,305	97,305	97,305	0.0%
Sheriff Wrecker Fee	325	200	500	1,500	1,500	200.0%
Sale of Materials & Supplies	12,100	13,671	15,000	15,000	15,000	0.0%
Sale of Pipe Culvert	9,980	7,774	10,000	4,000	-	-100.0%
Housing of Prisoners	36,192	38,784	35,000	35,000	35,000	0.0%
	4,770,512	5,697,303	5,180,155	5,939,887	5,614,887	8.4%
FINES & FORFEITURES						
Magistrate Fines	381,617	468,138	390,000	400,000	390,000	0.0%
Clerk of Court Fines	235,269	235,188	240,000	240,000	240,000	0.0%
	616,886	703,326	630,000	640,000	630,000	0.0%
INVESTMENT INCOME						
Interest on Investments	380,469	548,418	400,000	600,000	600,000	50.0%
Interest on Fire Loans	4,348	2,395	1,461	1,461	1,461	0.0%
	384,817	550,813	401,461	601,461	601,461	49.8%
RENT						
Rent from Property	-	12,825	20,000	20,000	19,200	-4.0%
	-	12,825	20,000	20,000	19,200	-4.0%
CONTRIBUTIONS						
E.M.S. Donations	144	150	300	300	300	0.0%
Hazmat Donations	122	512	1,000	1,000	1,000	0.0%
Beautification Donations	8,854	140	-	-	10,000	
Animal Control	-	-	-	212	-	
	9,120	802	1,300	1,512	11,300	769.2%
MISCELLANEOUS						
Returned Check Fee	3,240	2,270	4,000	4,000	4,000	0.0%
Other Revenue	506,434	43,187	30,000	75,000	30,000	0.0%
Pay Phone Commission	19,839	19,969	20,000	20,000	20,000	0.0%
Vending Machine Commission	1,878	2,188	2,000	2,000	2,000	0.0%
Insurance Reimbursement	-	-	-	22,088	-	
	531,391	67,614	56,000	123,088	56,000	0.0%
TOTAL GENERAL FUND	\$ 31,759,428	\$ 35,431,345	\$ 34,418,289	\$ 35,645,268	\$ 36,510,960	6.1%

"WHERE THE MONEY GOES"

EXPENDITURES BY FUNCTION



EXPENDITURES BY CATEGORY



PICKENS COUNTY

DEPARTMENT	FY 2005 ACTUAL	FY 2006 ACTUAL	FY 2007 BUDGET	FY 2007 ESTIMATED	FY 2008 BUDGET	% CHANGE 07-08
GENERAL GOVERNMENT						
Council	\$ 182,323	\$ 185,743	\$ 190,914	\$ 184,956	\$ 201,533	5.6%
Attorney	68,749	54,787	93,000	93,000	93,000	0.0%
State Solicitor	628,741	666,450	708,708	671,995	734,156	3.6%
Public Defender	36,360	37,230	41,356	40,773	42,167	2.0%
Probate Court	230,818	242,670	260,062	233,927	261,091	0.4%
Register of Deeds	335,674	357,558	366,528	329,208	456,065	24.4%
Clerk of Court	538,861	568,867	610,988	599,194	628,272	2.8%
Administrator	338,175	341,535	524,129	473,270	553,100	5.5%
Purchasing	171,509	183,998	196,156	194,734	207,597	5.8%
Finance	337,401	367,014	380,331	388,084	423,002	11.2%
Building Maintenance	1,168,731	1,296,124	1,332,993	1,297,215	1,361,133	2.1%
Human Resources	148,740	154,132	183,457	217,413	264,284	44.1%
Delinquent Tax	247,448	221,387	253,482	277,167	265,548	4.8%
Circuit Judge *	4,324	3,734	5,225	5,225	5,225	0.0%
Treasurer	367,104	384,127	404,842	403,583	421,107	4.0%
Auditor	315,530	320,800	352,592	337,405	358,404	1.6%
Tax Assessor	883,736	859,737	894,180	809,075	894,539	0.0%
Board of Appeals *	-	1,207	2,000	2,000	2,000	0.0%
GIS Mapping	260,619	251,112	279,060	282,285	300,384	7.6%
Registration & Elections	171,448	195,930	175,357	180,503	215,320	22.8%
Planning	161,737	135,712	172,921	201,718	226,581	31.0%
Information Systems	878,993	879,490	918,864	914,117	1,110,134	20.8%
Magistrate Court	558,816	614,322	624,858	631,258	668,035	6.9%
Vehicle Maintenance	454,418	458,303	490,548	477,222	508,155	3.6%
	8,490,255	8,781,969	9,462,551	9,245,327	10,200,832	7.8%
PUBLIC SAFETY						
Building Codes	400,705	409,586	440,659	421,344	471,371	7.0%
E-911	94,694	104,101	113,914	108,122	118,113	3.7%
Sheriff	6,049,677	6,774,764	7,348,995	7,134,787	7,728,922	5.2%
Emergency Management	186,362	190,822	235,691	233,880	233,797	-0.8%
Coroner	138,926	146,048	136,811	133,005	162,105	18.5%
Prison Camp	921,384	1,010,802	1,066,066	1,018,058	1,123,595	5.4%
Emergency Medical Services	3,300,634	3,823,645	4,433,871	4,038,010	4,525,699	2.1%
County Radio System *	21,503	22,826	22,000	22,000	23,000	4.5%
	11,113,885	12,482,594	13,798,007	13,109,206	14,386,602	4.3%
PUBLIC WORKS						
Roads & Bridges	1,911,551	1,931,836	2,129,849	2,068,030	2,104,564	-1.2%
Engineering	130,555	134,002	141,323	143,347	153,369	8.5%
Solid Waste	3,243,451	3,388,922	3,622,794	3,980,460	3,936,138	8.6%
Public Relations	82,855	88,290	89,586	89,236	148,159	65.4%
	5,368,412	5,543,050	5,983,552	6,281,073	6,342,230	6.0%

PICKENS COUNTY

DEPARTMENT	FY 2005 ACTUAL	FY 2006 ACTUAL	FY 2007 BUDGET	FY 2007 ESTIMATED	FY 2008 BUDGET	% CHANGE 07-08
HEALTH & WELFARE						
Storm Water Management	\$ 91,225	\$ 72,601	\$ 99,418	\$ 100,015	\$ 129,514	30.3%
Health Department *	57,823	58,732	54,753	54,753	52,281	-4.5%
Animal Control	238,563	260,350	305,221	351,499	367,171	20.3%
Humane Society *	111,270	100,000	100,000	86,650	75,000	-25.0%
Veterans Affairs	123,499	125,382	119,766	119,847	123,040	2.7%
Free Medical Clinic *	-	25,000	25,000	25,000	25,000	-
Pickens County Health Partners *	20,000	-	-	-	-	-
	642,380	642,065	704,158	737,764	772,006	9.6%
CULTURE & RECREATION						
Cultural Commission	194,493	229,115	270,642	269,649	300,031	10.9%
Mile Creek Park	204,860	214,057	222,390	196,072	186,642	-16.1%
Pickens Heritage Corridor *	18,000	-	18,000	18,000	-	-100.0%
	417,353	443,172	511,032	483,721	486,673	-4.8%
ECONOMIC DEVELOPMENT						
Economic Development	559,287	380,874	407,204	407,927	375,000	-7.9%
	559,287	380,874	407,204	407,927	375,000	-7.9%
INTERGOVERNMENTAL						
Legislative Delegation	20,281	23,170	28,698	24,114	29,617	3.2%
Seniors Unlimited *	20,000	20,000	20,000	20,000	20,000	0.0%
Social Services *	86,627	41,890	46,179	46,179	45,680	-1.1%
Mental Health *	20,000	20,000	20,000	20,000	20,000	0.0%
Medical Indigent *	223,382	209,118	228,716	228,716	228,716	0.0%
Appalachian COG *	45,594	45,594	45,593	45,593	45,593	0.0%
Clemson Extension *	19,669	20,267	19,725	19,725	33,200	68.3%
Soil & Water Conservation *	26,525	32,540	39,925	39,925	67,520	69.1%
	462,078	412,579	448,836	444,252	490,326	9.2%
OTHER						
Contingency *	114,605	108,656	419,875	200,000	408,000	-2.8%
Unemployment Insurance *	-	-	15,000	10,000	15,000	0.0%
Reclassifications *	-	-	44,747	-	25,000	-44.1%
South Carolina Association Dues *	19,025	19,025	19,025	19,025	19,025	0.0%
	133,630	127,681	498,647	229,025	467,025	-6.3%
CAPITAL						
Departmental Capital	676,072	843,677	1,283,380	1,283,380	2,385,826	85.9%
	676,072	843,677	1,283,380	1,283,380	2,385,826	85.9%

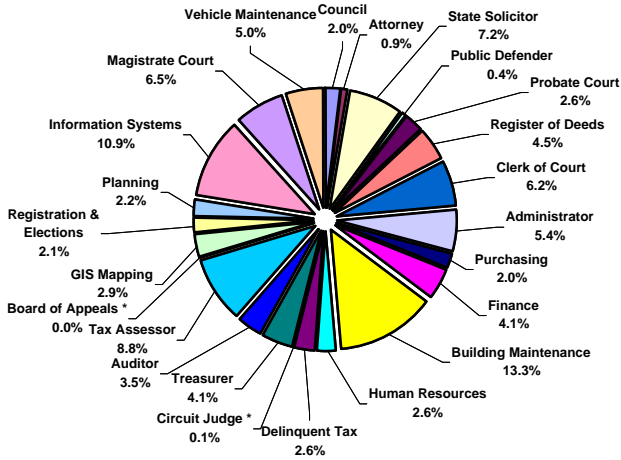
PICKENS COUNTY

DEPARTMENT	FY 2005 ACTUAL	FY 2006 ACTUAL	FY 2007 BUDGET	FY 2007 ESTIMATED	FY 2008 BUDGET	% CHANGE 07-08
DEBT SERVICE						
Principal	\$ 349,781	\$ 1,323,910	\$ 98,896	\$ 98,896	\$ -	-100.0%
Interest and Fiscal charges	103,800	98,224	2,663	2,663	-	-100.0%
	<u>453,581</u>	<u>1,422,134</u>	<u>101,559</u>	<u>101,559</u>	<u>-</u>	<u>-100.0%</u>
TOTAL GENERAL FUND	<u><u>\$ 28,316,933</u></u>	<u><u>\$ 31,079,795</u></u>	<u><u>\$ 33,198,926</u></u>	<u><u>\$ 32,323,234</u></u>	<u><u>\$ 35,906,520</u></u>	<u><u>8.2%</u></u>

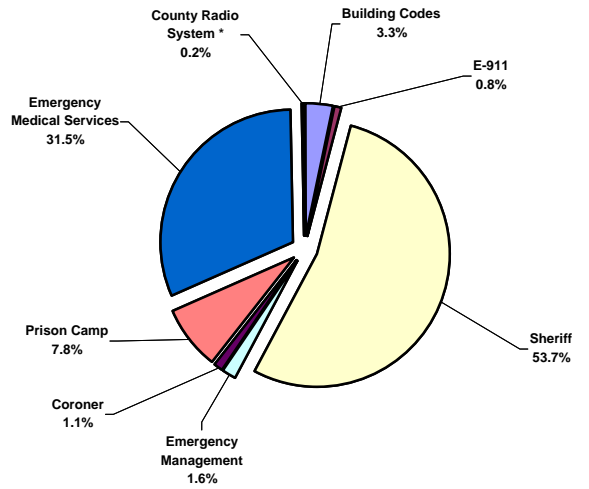
Note: The above-mentioned individual departments do not include capital or debt service

* Non-Departmental

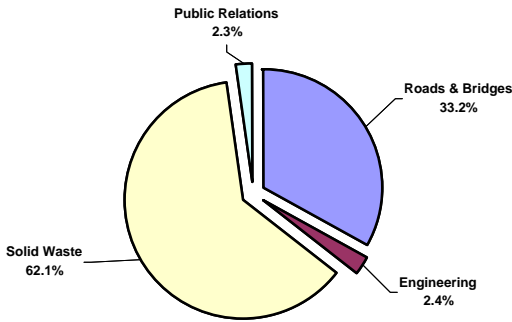
General Government



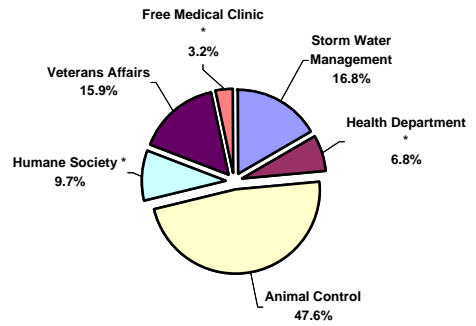
Public Safety



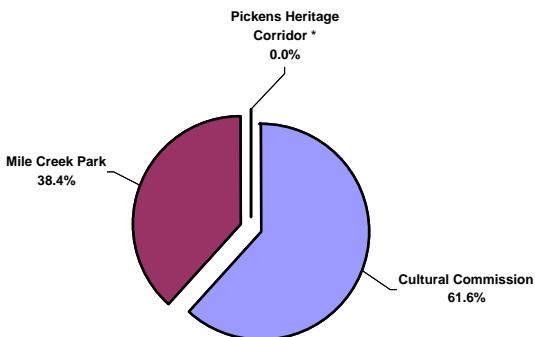
Public Works



Health and Welfare



Culture & Recreation



Intergovernmental

