

PICKENS COUNTY

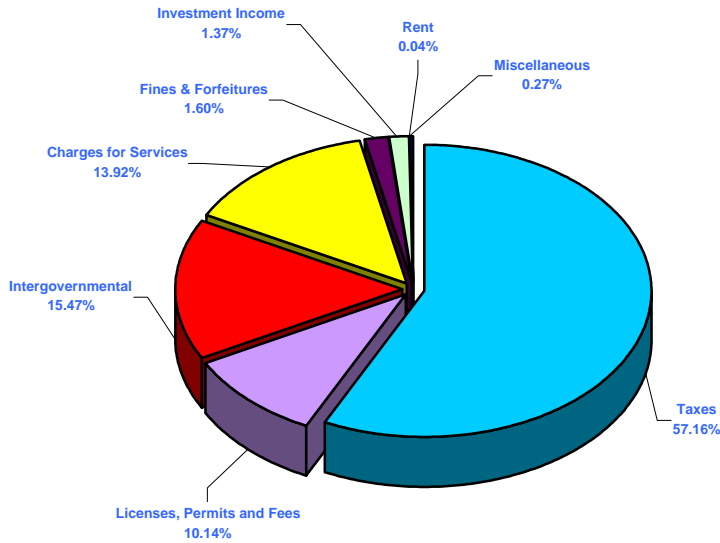
FINANCIAL SUMMARY

	GOVERNMENTAL FUND TYPES						TOTAL FY 2008	TOTAL FY 2007
	GENERAL FUND	DEBT SERVICE	SPECIAL REVENUES	CAPITAL PROJECTS	ENTERPRISE FUNDS			
REVENUES								
Taxes	\$ 22,205,272	\$ 2,410,503	\$ 4,525,685	\$ -	\$ -	\$ 29,141,460	\$ 27,782,579	
Licenses, Permits and Fees	649,300	-	4,522,227	-	-	5,171,527	4,906,685	
Intergovernmental	6,723,540	88,292	255,000	-	818,813	7,885,645	7,129,887	
Charges for Services	5,614,887	-	-	-	1,480,796	7,095,683	6,550,318	
Fines & Forfeitures	630,000	-	188,000	-	-	818,000	776,500	
Investment Income	601,461	-	95,950	-	-	697,411	464,011	
Rent	19,200	-	-	-	-	19,200	20,000	
Contributions	11,300	-	8,000	-	-	19,300	1,300	
Miscellaneous	56,000	-	80,000	-	-	136,000	136,000	
	<u>36,510,960</u>	<u>2,498,795</u>	<u>9,674,862</u>	<u>-</u>	<u>2,299,609</u>	<u>50,984,226</u>	<u>47,767,280</u>	
EXPENDITURES								
General Government	10,200,832	-	-	-	-	10,200,832	9,462,551	
Public Safety	14,386,602	-	3,209,983	-	-	17,596,585	16,756,061	
Public Works	6,342,230	-	3,242,027	-	-	9,584,257	7,846,657	
Health & Welfare	772,006	-	-	-	1,033,094	1,805,100	1,764,524	
Culture & Recreation	486,673	-	3,442,491	-	-	3,929,164	3,776,598	
Transportation	-	-	-	-	429,168	429,168	392,751	
Economic Development	375,000	-	-	-	-	375,000	407,204	
Intergovernmental	490,326	-	1,204,885	-	-	1,695,211	1,486,049	
Other	467,025	-	-	-	-	467,025	498,647	
Capital	2,385,826	-	631,367	-	1,203,376	4,220,569	7,776,527	
Debt Service								
Principal	-	1,653,098	245,280	-	152,484	2,050,862	1,928,218	
Interest & Fiscal Charges	-	845,697	59,281	-	245,420	1,150,398	1,092,086	
	<u>35,906,520</u>	<u>2,498,795</u>	<u>12,035,314</u>	<u>-</u>	<u>3,063,542</u>	<u>53,504,171</u>	<u>53,187,873</u>	
REVENUES OVER (UNDER) EXPENDITURES	604,440	-	(2,360,452)	-	(763,933)	(2,519,945)	(5,420,593)	
OTHER FINANCING SOURCES (USES)								
Transfer In	28,275	-	832,885	-	874,077	1,735,237	1,440,580	
Transfer (Out)	(1,721,480)	-	(28,275)	-	-	(1,749,755)	(1,453,741)	
Sale of Fixed Assets	25,000	-	-	-	-	25,000	25,000	
Proceeds from Capital Lease	-	-	175,000	-	-	175,000	4,400,000	
Fund Balance/Equity	1,063,765	-	1,380,842	-	(110,144)	2,334,463	1,008,754	
	<u>(604,440)</u>	<u>-</u>	<u>2,360,452</u>	<u>-</u>	<u>763,933</u>	<u>2,519,945</u>	<u>5,420,593</u>	
REVENUES & OTHER SOURCES OVER EXPENDITURES								
	\$ -	\$ -	\$ -	\$ -	\$ -	\$ -	\$ -	
Beginning Fund Balance:	<u>20,383,980</u>	<u>843,318</u>	<u>6,024,410</u>	<u>-</u>	<u>23,481,926</u>	<u>50,733,634</u>		
Fund Balance, June 30	<u>19,320,215</u>	<u>843,318</u>	<u>4,643,568</u>	<u>-</u>	<u>23,592,070</u>	<u>48,399,171</u>		

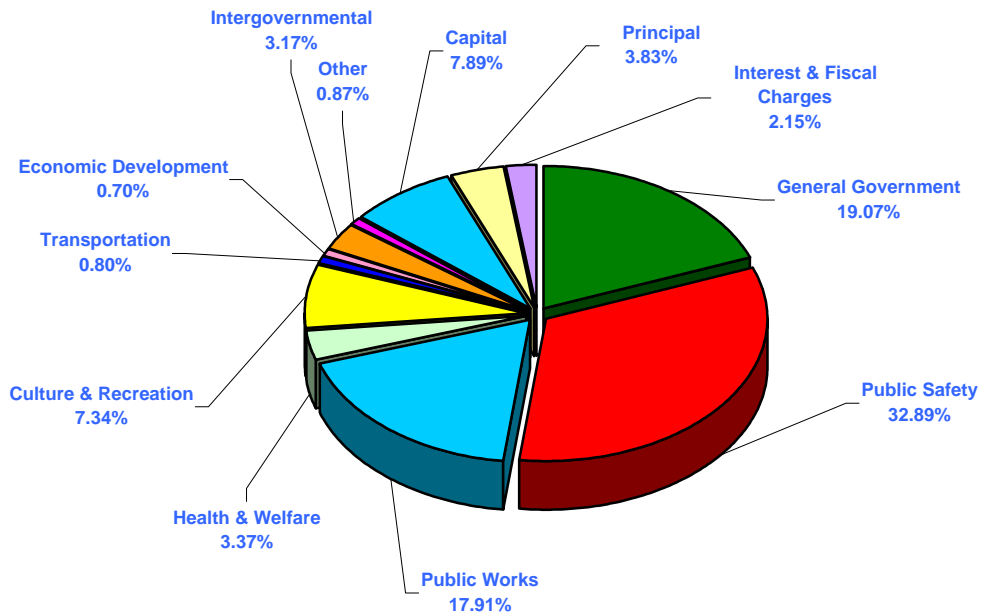
The Transfer In/(Out) for FY 2008 and FY 2007 do not equal since the Fixed Nuclear Fund is not a budgeted department, but the County subsidizes the part-time employee's benefits.

SUMMARY OF ALL FUNDS

REVENUES BY SOURCE



EXPENDITURES BY FUNCTION



PICKENS COUNTY

CAPITAL EQUIPMENT LIST

DEPARTMENT	FY 2008 BUDGET
GENERAL GOVERNMENT	
Administrator	
Copier	\$ 15,210
Finance	
Copier	5,750
Building Maintenance	
30 ft Bucket Truck	50,000
Lawn Mower	14,000
GIS Mapping	
Format Plotter, Scanner, Copier	31,000
Information Systems	
Server Replacement	18,000
Vehicle Maintenance	
F550 4 X 4 Cab & Chassis	39,800
Tire Changer	6,148
	\$ 179,908
PUBLIC SAFETY	
Building Codes	
Copier	5,750
Sheriff	
Copier	5,750
Vehicle Replacement (8)	178,279
Emergency Management	
Copier	5,750
Rescue Truck Six Mile Substation	45,000
Emergency Medical Services	
EMS Station	431,000
Ambulance for New EMS Station	106,240
Wheelchair Van	34,330
Ambulance Replacement (2)	144,784
Liberty Fire District	
Fire Truck	25,000
Vineyards Fire District	
Mini Rescue Pumper	175,000
	\$ 1,156,883
PUBLIC WORKS	
Solid Waste	
Property Acquisition for Landfill Closure	\$ 350,000
Land for Recycling Station	70,000
Recycling Station	407,000
Equipment Shed	95,000
Small Extended Pick-up Truck	16,000
Transport Bus	55,300
Pup Trailer (2)	65,200
Crew Cab Service Truck	31,000
4 yd Compactor & Receiver Containers (8)	163,200

PICKENS COUNTY

CAPITAL EQUIPMENT LIST

DEPARTMENT	FY 2008 BUDGET
PUBLIC WORKS, continued	
Roads & Bridges	
4 W/D Pick-up Truck (5)	95,585
12 Ton Tag Trailer	15,742
Loader Backhoe	72,375
Self-Propelled Tandem Roller	39,000
Skid Steer Loader	24,000
	\$ 1,499,402
 HEALTH & WELFARE	
Storm Water Management	
Small Extended Pick-up Truck	16,500
Veterans Affairs	
Copier	5,750
	\$ 22,250
 CULTURE & RECREATION	
Cultural Commission	
Purchase Property at Hagood Mill	16,000
Mile Creek Park	
Bait Vending Machine	5,550
Tractor	22,896
Freezer & Ice Machine	6,000
Beach Renourishment	25,000
Relocation of Sewer Dump	20,000
Play Ground Structure	26,069
Play Ground Structure	37,235
	\$ 158,750
 TRANSPORTATION	
Airport	
Terminal Building	1,203,376
	\$ 1,203,376
 TOTAL CAPITAL EQUIPMENT	
	\$ 4,220,569
 SOURCE OF REVENUE	
Capital Appropriation	\$ 2,385,826
General Fund Appropriation	383,877
State Accommodation Tax	108,304
Federal / State Grant	819,499
Public Safety Replacement Funds	323,063
Fire District Fees	25,000
Capital Lease	175,000
TOTAL SOURCE OF REVENUE	\$ 4,220,569

PICKENS COUNTY

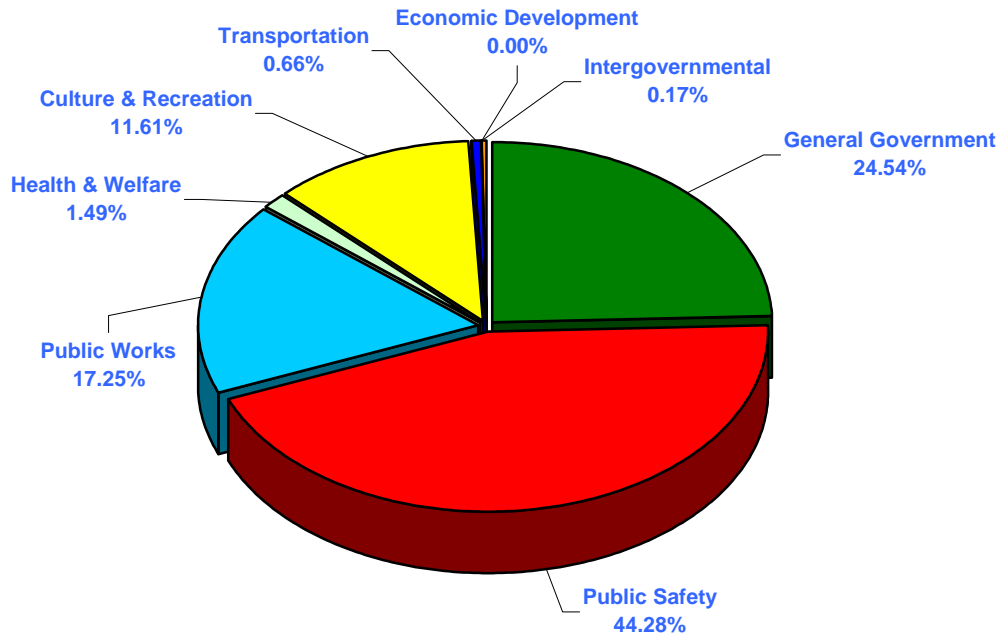
**COMPARISON OF
AUTHORIZED POSITIONS BY FUNCTION**

DEPARTMENT	FY 2003 BUDGET	FY 2004 BUDGET	FY 2005 BUDGET	FY 2006 BUDGET	FY 2007 BUDGET	FY 2008 BUDGET	07/08 +/-
GENERAL GOVERNMENT							
Council	7	7	7	7	7	7	-
Solicitor	11	11	11	11	11	11	-
Public Defender	1	1	1	1	1	1	-
Probate Court	5	5	5	5	5	5	-
Register of Deeds	6	6	6	6	6	5	(1)
Clerk of Court	13	14	14	13	13	14	1
Administrator	4	4	4	4	4	4	-
Purchasing	4	4	4	4	4	4	-
Finance	6	6	6	6	6	6	-
Building Maintenance	16	16	17	17	17	17	-
Human Resources	2	2	2	2	2	2	-
Delinquent Tax	3	3	3	3	3	3	-
Treasurer	6	6	6	6	6	6	-
Auditor	7	7	7	7	7	7	-
Tax Assessor	19	20	20	18	18	18	-
GIS Mapping	5	5	5	5	5	5	-
Registration & Elections	2	2	2	2	2	3	1
Planning	2	2	2	2	2	3	1
Information Systems	7	8	8	8	8	7	(1)
Magistrate Court	9	9	11	11	11	11	-
Vehicle Maintenance	9	9	9	9	9	9	-
	144	147	150	147	147	148	1
PUBLIC SAFETY							
Building Codes	8	8	8	8	8	8	-
E-911	3	3	3	3	3	3	-
Sheriff's Department	119	120	132	136	137	137	-
Emergency Management	3	3	3	3	3	3	-
Coroner	2	2	2	2	2	2	-
Prison	15	16	15	15	15	15	-
Emergency Medical Services	74	74	80	86	88	87	(1)
Victim Advocate	4	4	4	4	4	4	-
Dacusville Fire District	-	-	-	1	1	1	-
Vineyards Fire District	-	2	4	4	7	7	-
	228	232	251	262	268	267	(1)
PUBLIC WORKS							
Roads & Bridges	31	31	29	29	29	29	-
Engineering	-	-	2	2	2	2	-
Solid Waste	59	60	61	64	64	64	-
Environmental Services	3	3	1	1	1	1	-
Public Service Commission	9	9	9	9	9	8	(1)
	102	103	102	105	105	104	(1)

PICKENS COUNTY

DEPARTMENT	FY 2003 BUDGET	FY 2004 BUDGET	FY 2005 BUDGET	FY 2006 BUDGET	FY 2007 BUDGET	FY 2008 BUDGET	07/08 +/-
HEALTH & WELFARE							
Storm Water Management	1	1	1	1	1	1	-
Animal Control	4	4	5	5	5	5	-
Veterans Affairs	3	3	3	3	3	3	-
	8	8	9	9	9	9	-
CULTURE & RECREATION							
Cultural Commission	3	3	3	5	5	5	-
Park	8	9	9	9	9	9	-
Library	39	39	56	56	56	56	-
	50	51	68	70	70	70	-
TRANSPORTATION							
Airport	6	5	3	4	4	4	-
	6	5	3	4	4	4	-
ECONOMIC DEVELOPMENT							
Economic Development	2	3	3	3	3	-	(3)
	2	3	3	3	3	0	(3)
INTERGOVERNMENTAL							
Legislative Delegation	1	1	1	1	1	1	-
	1	1	1	1	1	1	-
TOTAL EMPLOYEES							
	541	550	587	601	607	603	(4)

POSITIONS BY FUNCTION



FUNCTION	FY 2003 BUDGET	FY 2004 BUDGET	FY 2005 BUDGET	FY 2006 BUDGET	FY 2007 BUDGET	FY 2008 BUDGET	07/08 +/-
General Government	144	147	150	147	147	148	1
Public Safety	228	232	251	262	268	267	(1)
Public Works	102	103	102	105	105	104	(1)
Health & Welfare	8	8	9	9	9	9	-
Culture & Recreation	50	51	68	70	70	70	-
Transportation	6	5	3	4	4	4	-
Economic Development	2	3	3	3	3	0	(3)
Intergovernmental	1	1	1	1	1	1	-
	541	550	587	601	607	603	(4)