

PICKENS COUNTY

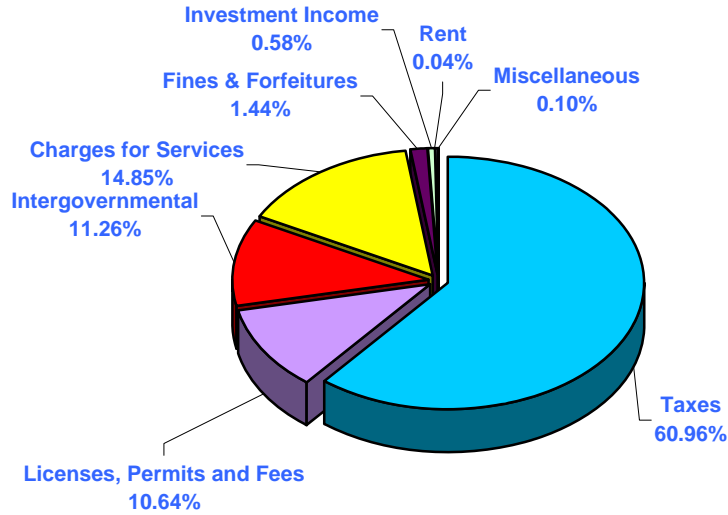
FINANCIAL SUMMARY

	GOVERNMENTAL FUND TYPES						TOTAL FY 2011	TOTAL FY 2010
	GENERAL FUND	DEBT SERVICE	SPECIAL REVENUES	CAPITAL PROJECTS	ENTERPRISE FUNDS			
REVENUES								
Taxes	\$ 23,218,867	2,367,449	\$ 5,490,871	\$ -	\$ -	\$ 31,077,187	\$ 31,067,498	
Licenses, Permits and Fees	457,600	-	4,967,821	-	-	5,425,421	5,250,323	
Intergovernmental	5,214,763	209,418	318,513	-	-	5,742,694	6,931,738	
Charges for Services	5,726,017	-	176,380	-	1,669,529	7,571,926	7,450,650	
Fines & Forfeitures	575,000	-	158,000	-	-	733,000	740,000	
Investment Income	249,404	-	46,150	-	-	295,554	326,452	
Rent	22,103	-	120	-	-	22,223	22,223	
Contributions	3,300	-	60,000	-	-	63,300	3,800	
Miscellaneous	50,000	-	2,300	-	-	52,300	41,300	
	<u>35,517,054</u>	<u>2,576,867</u>	<u>11,220,155</u>	<u>-</u>	<u>1,669,529</u>	<u>50,983,605</u>	<u>51,833,984</u>	
EXPENDITURES								
General Government	9,701,212	-	-	-	-	9,701,212	10,063,275	
Public Safety	15,563,130	-	4,361,123	-	-	19,924,253	19,793,308	
Public Works	5,892,906	-	1,659,500	-	1,243,239	8,795,645	8,910,410	
Health & Welfare	763,222	-	-	-	-	763,222	788,684	
Culture & Recreation	476,148	-	3,896,829	-	-	4,372,977	4,106,805	
Transportation	-	-	-	-	517,924	517,924	531,656	
Economic Development	-	-	325,000	-	-	325,000	375,000	
Intergovernmental	437,653	-	1,182,700	-	-	1,620,353	1,596,291	
Other	390,353	-	-	-	-	390,353	467,707	
Capital	1,572,070	-	571,000	-	56,500	2,199,570	6,043,900	
Debt Service								
Principal	-	1,838,893	380,264	-	80,796	2,299,953	2,228,632	
Interest & Fiscal Charges	-	737,974	110,201	-	234,708	1,082,883	1,167,234	
	<u>34,796,694</u>	<u>2,576,867</u>	<u>12,486,617</u>	<u>-</u>	<u>2,133,167</u>	<u>51,993,345</u>	<u>56,072,902</u>	
REVENUES OVER (UNDER) EXPENDITURES	720,360	-	(1,266,462)	-	(463,638)	(1,009,740)	(4,238,918)	
OTHER FINANCING SOURCES (USES)								
* Transfer In (Out)	(1,018,491)	-	527,195	-	491,296	-	(64,518)	
Sale of Fixed Assets	25,000	-	-	-	-	25,000	25,000	
Proceeds from Bond Issuance	-	-	240,000	-	-	240,000	-	
Proceeds from Capital Lease	-	-	311,000	-	-	311,000	3,740,000	
Fund Balance/Equity	273,131	-	188,267	-	(27,658)	433,740	538,436	
	<u>(720,360)</u>	<u>-</u>	<u>1,266,462</u>	<u>-</u>	<u>463,638</u>	<u>1,009,740</u>	<u>4,238,918</u>	
REVENUES & OTHER SOURCES OVER EXPENDITURES								
	\$ -	\$ -	\$ -	\$ -	\$ -	\$ -	\$ -	
Beginning Fund Balance:	<u>23,742,802</u>	<u>439,006</u>	<u>5,096,608</u>	<u>-</u>	<u>30,896,725</u>	<u>60,175,142</u>		
Ending Fund Balance, June 30	<u>23,469,671</u>	<u>439,006</u>	<u>4,908,341</u>	<u>-</u>	<u>30,924,383</u>	<u>59,741,402</u>		

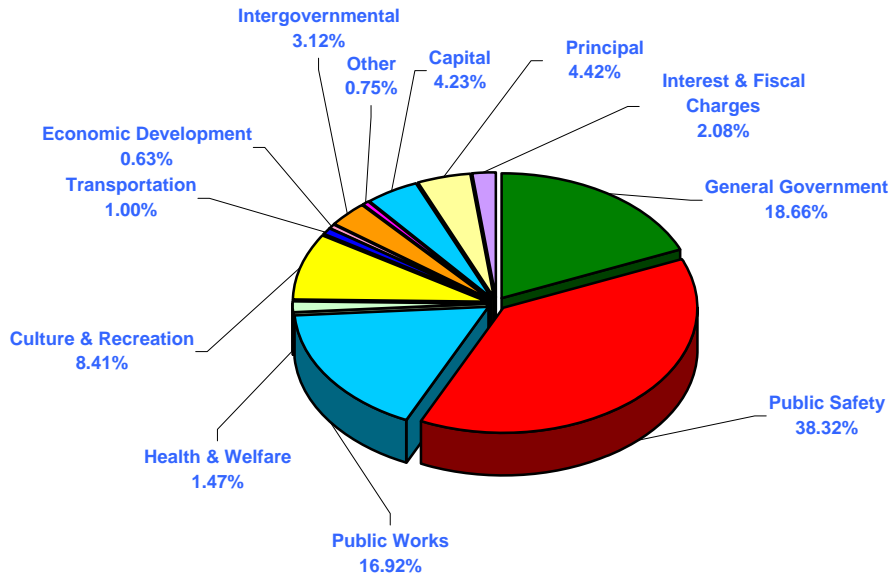
* The Transfer In/(Out) for FY 2010 does not equal for the following reasons: the Fixed Nuclear Fund is not a budgeted department, but the County subsidizes the employee's benefits, the Museum Capital Campaign Fund is not a budgeted department, but will be contributing to the restoration of the old section of the Museum.

SUMMARY OF ALL FUNDS

REVENUES BY SOURCE



EXPENDITURES BY FUNCTION



PICKENS COUNTY

CAPITAL EQUIPMENT LIST

DEPARTMENT	FY 2011 BUDGET
GENERAL GOVERNMENT	
Probate Judge	
Mobile Filing System	\$ 5,518
Copier	6,415
Building Maintenance	
Commercial Lawn Mower	7,300
Passenger Van	23,000
Tax Assessor	
Copier	6,415
Information Systems	
Cama Database Server	12,298
CAMA IIS Server	12,725
	\$ 73,671
PUBLIC SAFETY	
911	
Truck	23,500
Sheriff	
Truck (2)	54,000
Patrol Vehicle (10)	252,350
Coroner	
Security System for Morgue	9,437
Hydraulic Lift	6,895
Prison	
Washer	9,075
Camera System	58,850
Emergency Medical Services	
Power Lift Stretchers (10)	150,000
Truck	27,860
Heart Monitor (6)	39,432
Ambulance (2)	208,000
Shady Grove Fire District	
Minipumper	240,000
Vineyards Fire District	
SUV	26,000
	\$ 1,105,399
PUBLIC WORKS	
Roads & Bridges	
Trac Loader	275,000
Crew Cab Truck	35,500
Mini Excavator	95,000
Ram X Tamp	26,000
Sand Spreader	5,000
Electronic Magnetic Density Gauge	8,000
North Glassy Bridge	108,000
Joyce Road Bridge	108,000
Dalton Hill Road	75,000

PICKENS COUNTY

CAPITAL EQUIPMENT LIST

<u>DEPARTMENT</u>	<u>FY 2011 BUDGET</u>
PUBLIC WORKS, continued	
Solid Waste	
Fire Walls for Incinerator	\$ 70,000
Transport Bus	55,000
Crew Cab Truck	32,000
Skid Steer	35,500
Public Service Commission	
2WD Truck	18,000
4WD Truck	22,500
Trash Pump on Trailer	16,000
	<u>\$ 984,500</u>
 HEALTH & WELFARE	
Animal Control	
Truck	22,000
	<u>\$ 22,000</u>
 CULTURE & RECREATION	
Library	
Copier (2)	14,000
	<u>\$ 14,000</u>
 TOTAL CAPITAL EQUIPMENT	
	<u><u>\$ 2,199,570</u></u>
 SOURCE OF REVENUE	
Capital Appropriation	\$ 1,572,070
Public Service Commission	56,500
Library Funds	14,000
Road User Fee	291,000
Fire District Fees	266,000
 TOTAL SOURCE OF REVENUE	
	<u><u>\$ 2,199,570</u></u>

PICKENS COUNTY

**COMPARISON OF
AUTHORIZED POSITIONS BY FUNCTION**

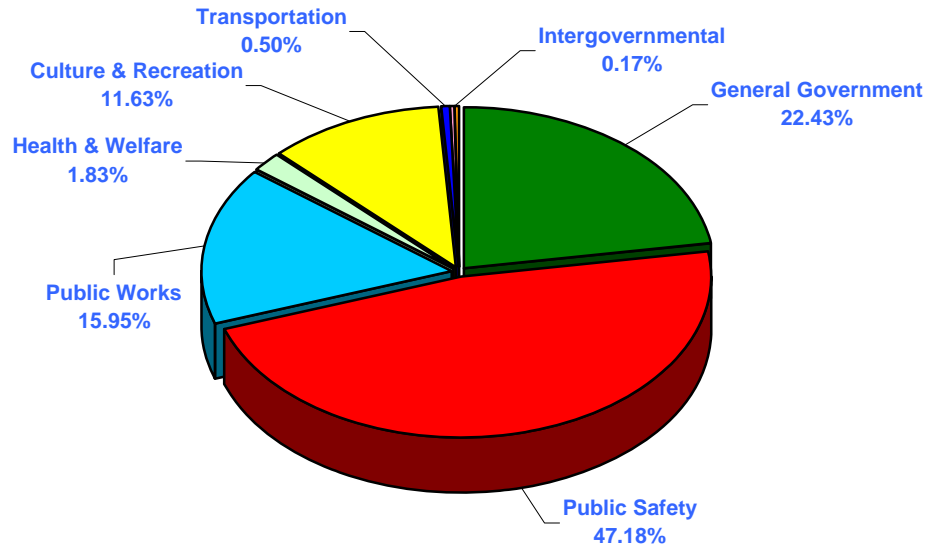
DEPARTMENT	FY 2006 BUDGET	FY 2007 BUDGET	FY 2008 BUDGET	FY 2009 BUDGET	FY 2010 BUDGET	FY 2011 BUDGET	10/11 +/-
GENERAL GOVERNMENT							
Council	7	7	7	7	7	7	-
Solicitor	11	11	11	11	12	11	(1)
Public Defender	1	1	1	2	2	2	-
Probate Court	5	5	5	5	5	5	-
Register of Deeds	6	6	5	5	5	4	(1)
Clerk of Court	13	13	14	14	14	14	-
Administrator	4	4	5	5	4	4	-
Purchasing	4	4	4	4	3	3	-
Finance	6	6	6	6	7	6	(1)
Building Maintenance	17	17	17	17	17	16	(1)
Human Resources	2	2	2	2	2	2	-
Delinquent Tax	3	3	3	3	3	3	-
Risk Manager	-	-	-	1	-	-	-
Treasurer	6	6	6	6	6	6	-
Auditor	7	7	7	7	6	6	-
Tax Assessor	18	18	18	17	15	14	(1)
GIS Mapping	5	5	5	5	5	4	(1)
Registration & Elections	2	2	3	3	2	2	-
Planning	2	2	3	3	2	2	-
Information Systems	8	8	7	7	7	6	(1)
Magistrate Court	11	11	11	11	11	9	(2)
Public Relations	1	1	1	-	-	-	-
Vehicle Maintenance	9	9	9	9	9	9	-
	148	148	150	150	144	135	(9)
PUBLIC SAFETY							
Building Codes	8	8	8	9	8	5	(3)
E-911	3	3	3	3	3	3	-
Sheriff's Department	136	137	137	138	138	138	-
Emergency Management	3	3	3	3	3	3	-
Coroner	2	2	2	2	1	1	-
Prison	15	15	15	15	15	15	-
Emergency Medical Services	86	88	87	85	85	85	-
Fire Department	-	-	-	1	-	-	-
Victim Advocate	4	4	4	4	4	3	(1)
Dacusville Fire District	1	1	1	1	6	6	-
Springs Fire District	-	-	-	4	-	-	-
Crosswell Fire District	-	-	-	-	4	8	4
Vineyards Fire District	4	7	8	17	17	17	-
	262	268	268	282	284	284	-

PICKENS COUNTY

**COMPARISON OF
AUTHORIZED POSITIONS BY FUNCTION**

DEPARTMENT	FY 2006 BUDGET	FY 2007 BUDGET	FY 2008 BUDGET	FY 2009 BUDGET	FY 2010 BUDGET	FY 2011 BUDGET	10/11 +/-
PUBLIC WORKS							
Roads & Bridges	29	29	29	28	27	26	(1)
Engineering	2	2	2	2	2	2	-
Solid Waste	64	64	64	64	60	60	-
Public Service Commission	9	9	8	8	8	8	-
	104	104	103	102	97	96	(1)
HEALTH & WELFARE							
Storm Water Management	1	1	1	1	1	1	-
Animal Control	5	5	5	7	7	7	-
Veterans Affairs	3	3	3	3	3	3	-
	9	9	9	11	11	11	-
CULTURE & RECREATION							
Cultural Commission	5	5	5	5	5	5	-
Park	8	8	8	8	8	8	-
Library	56	56	56	56	59	57	(2)
	69	69	69	69	72	70	(2)
TRANSPORTATION							
Airport	4	4	4	4	3	3	-
	4	4	4	4	3	3	-
ECONOMIC DEVELOPMENT							
Economic Development	3	3	-	-	-	2	2
	3	3	-	-	-	2	2
INTERGOVERNMENTAL							
Legislative Delegation	1	1	1	1	1	1	-
	1	1	1	1	1	1	-
TOTAL EMPLOYEES	600	606	604	619	612	602	(10)

POSITIONS BY FUNCTION



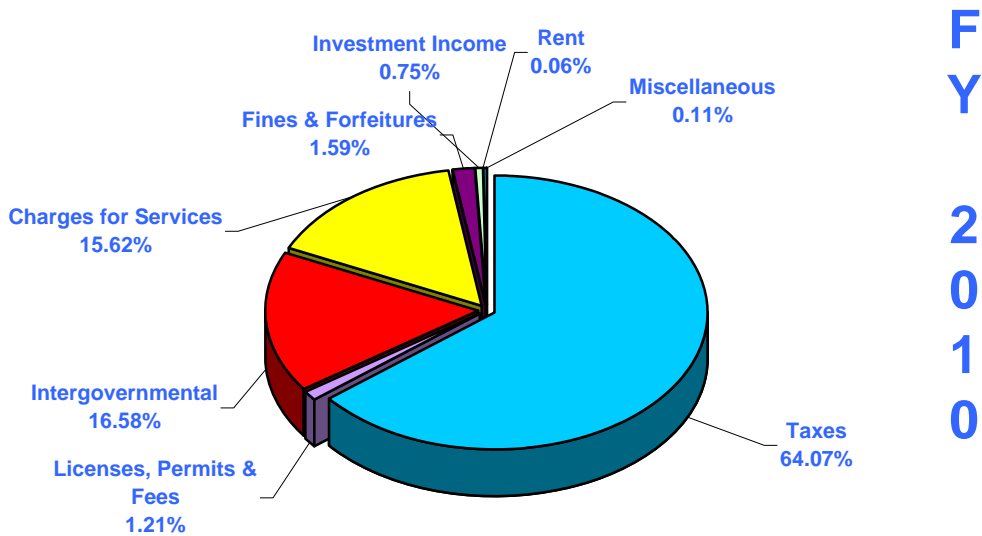
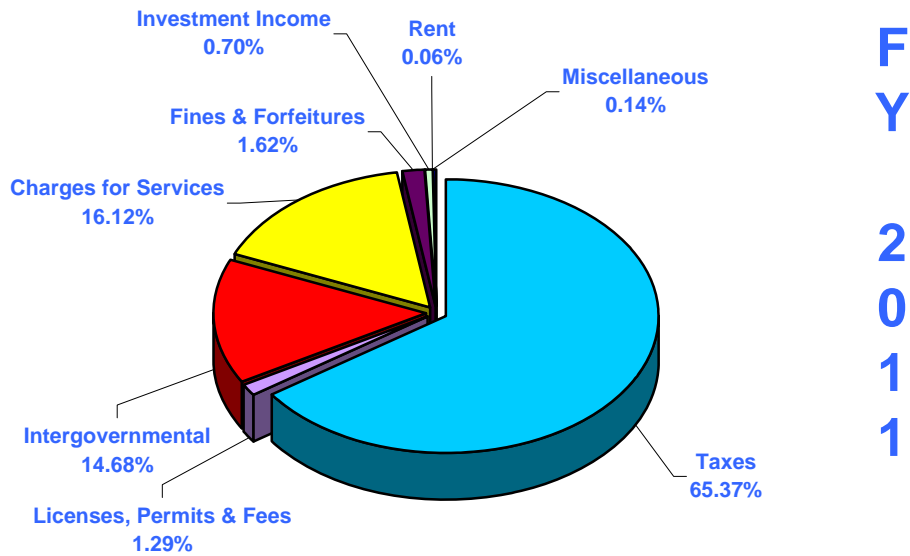
FUNCTION	FY 2006 BUDGET	FY 2007 BUDGET	FY 2008 BUDGET	FY 2009 BUDGET	FY 2010 BUDGET	FY 2011 BUDGET	10/11 +/-
General Government	148	148	150	150	144	135	(9)
Public Safety	262	268	268	282	284	284	-
Public Works	104	104	103	102	97	96	(1)
Health & Welfare	9	9	9	11	11	11	-
Culture & Recreation	69	69	69	69	72	70	(2)
Transportation	4	4	4	4	3	3	-
Economic Development	3	3	-	-	-	2	2
Intergovernmental	1	1	1	1	1	1	-
	600	606	604	619	612	602	(10)

PICKENS COUNTY

GENERAL FUND	FY 2008 ACTUAL	FY 2009 ACTUAL	FY 2010 BUDGET	FY 2010 ESTIMATED	FY 2011 BUDGET
REVENUES					
Taxes	\$ 22,794,181	\$ 22,737,221	\$ 23,218,867	\$ 23,261,826	\$ 23,218,867
Licenses, Permits & Fees	804,627	467,256	437,600	403,800	457,600
Intergovernmental	6,883,691	6,784,298	6,009,512	5,850,023	5,214,763
Charges for Services	6,225,673	5,696,324	5,661,316	5,936,718	5,726,017
Fines & Forfeitures	745,231	634,347	575,000	600,000	575,000
Investment Income	683,278	300,063	270,752	194,000	249,404
Rent	22,103	22,103	22,103	22,103	22,103
Contributions	1,285	2,014	3,300	400	3,300
Miscellaneous	97,184	324,714	39,000	54,200	50,000
	<u>38,257,251</u>	<u>36,968,340</u>	<u>36,237,450</u>	<u>36,323,070</u>	<u>35,517,054</u>
EXPENDITURES					
General Government	9,849,644	10,140,899	10,063,275	9,780,285	9,701,212
Public Safety	14,190,278	15,324,823	15,774,115	15,260,094	15,563,130
Public Works	5,782,703	5,965,277	5,950,818	5,800,924	5,892,906
Health & Welfare	778,940	820,267	788,684	788,684	763,222
Culture & Recreation	485,225	557,188	511,344	511,344	476,148
Economic Development	100,000	-	-	-	-
Intergovernmental	468,508	452,016	413,591	437,142	437,653
Other	73,067	140,600	467,707	284,935	390,353
Capital Outlay	1,003,471	2,439,830	1,306,900	1,306,900	1,572,070
Debt Service					
Principal	-	-	-	-	-
Interest & Fiscal Charges	-	-	-	-	-
	<u>32,731,836</u>	<u>35,840,900</u>	<u>35,276,434</u>	<u>34,170,308</u>	<u>34,796,694</u>
REVENUES OVER (UNDER) EXPENDITURES	<u>5,525,415</u>	<u>1,127,440</u>	<u>961,016</u>	<u>2,152,762</u>	<u>720,360</u>
OTHER FINANCING SOURCES (USES)					
Transfer In (Out)	(6,228,175)	(4,367,271)	(4,516,016)	(5,045,676)	(1,018,491)
Sale of Fixed Assets	41,598	1,192,909	25,000	26,915	25,000
Proceeds of Bond Issuance	3,874,344	293,510	3,200,000	3,200,000	-
Budgeted Fund Balance	-	-	330,000	330,000	273,131
	<u>(2,312,233)</u>	<u>(2,880,852)</u>	<u>(961,016)</u>	<u>(1,488,761)</u>	<u>(720,360)</u>
REVENUES & OTHER FINANCING OVER (UNDER) EXPENDITURES	<u>\$ 3,213,182</u>	<u>\$ (1,753,413)</u>	<u>\$ -</u>	<u>\$ 664,001</u>	<u>\$ -</u>
Beginning Fund Balance:	<u>\$ 23,124,813</u>	<u>\$ 26,337,995</u>	<u>\$ 24,584,582</u>	<u>\$ 24,584,582</u>	<u>\$ 23,742,802</u>
Encumbrances	-	-	-	1,505,781	-
Fund Balance, June 30	<u>\$ 26,337,995</u>	<u>\$ 24,584,582</u>	<u>\$ 24,254,582</u>	<u>\$ 23,742,802</u>	<u>\$ 23,469,671</u>

"WHERE THE MONEY COMES FROM"

REVENUES BY CATEGORY



PICKENS COUNTY

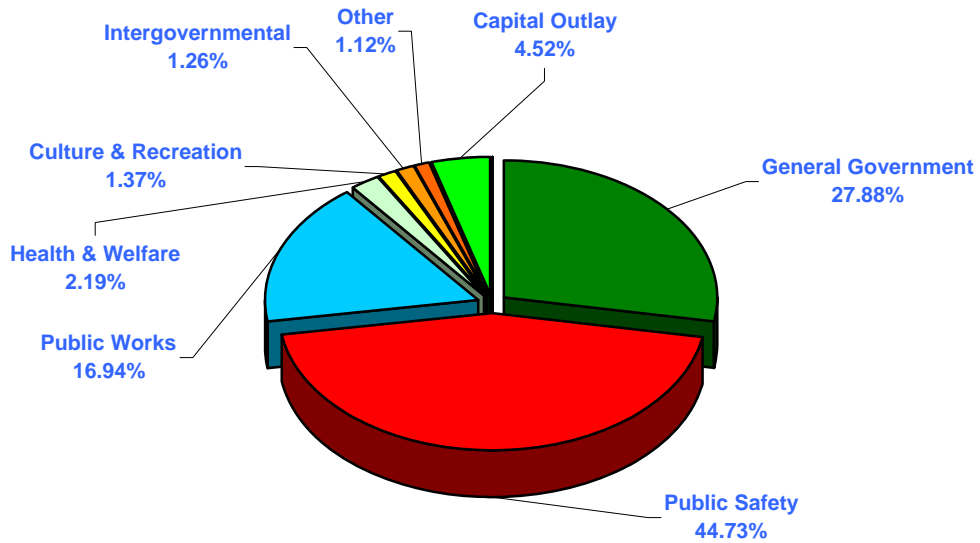
SOURCE OF REVENUE	FY 2008 ACTUAL	FY 2009 ACTUAL	FY 2010 BUDGET	FY 2010 ESTIMATED	FY 2011 BUDGET	% CHANGE 10-11
TAXES						
Taxes	\$ 21,689,424	\$ 21,725,449	\$ 22,144,927	\$ 22,187,886	\$ 22,144,927	0.0%
Merchant Inventory	123,940	123,940	123,940	123,940	123,940	0.0%
Delinquent Tax Collection	980,817	887,832	950,000	950,000	950,000	0.0%
	22,794,181	22,737,221	23,218,867	23,261,826	23,218,867	0.0%
LICENSES, PERMITS & FEES						
Septic Tank Fees	3,650	3	1,000	1,000	1,000	0.0%
Building Permits	548,176	267,701	225,000	205,000	250,000	11.1%
Mobile Home Licenses	32,735	28,454	35,000	22,000	30,000	-14.3%
Septic Tank Licenses	2,750	725	1,600	800	1,600	0.0%
Cable TV Franchise	217,316	170,373	175,000	175,000	175,000	0.0%
	804,627	467,256	437,600	403,800	457,600	4.6%
INTERGOVERNMENTAL						
State Aid to Subdivision	6,383,412	6,087,488	5,409,052	5,238,327	4,603,056	-14.9%
School Resource Officers	99,750	96,000	96,000	96,000	96,000	0.0%
SC Department of Revenue	(14,550)	-	-	-	-	
Tax Discount	617	731	500	500	500	0.0%
State Comptroller General	11,290	11,290	11,290	11,290	11,290	0.0%
State Election Commission	12,480	8,785	14,150	8,800	14,150	0.0%
Election Reimbursement	64,207	144,041	92,820	92,820	82,615	-11.0%
Pollution Control Rebate	30,389	9,900	20,000	2,500	20,000	0.0%
Litter Control Agreement	31,976	35,614	32,200	32,200	32,200	0.0%
Emergency Management	7,294	-	-	-	-	
Veterans Affairs	7,283	6,704	6,500	6,500	6,500	0.0%
Federal Financial Assistance	3,325	112,419	75,000	75,000	75,000	0.0%
Youth Court	15,000	15,000	15,000	15,000	-	-100.0%
Grants - Other	47,737	32,727	-	36,086	36,452	
Solicitors Reimbursement	160,812	199,849	215,000	215,000	215,000	0.0%
Health Department	22,667	23,750	22,000	20,000	22,000	0.0%
	6,883,691	6,784,298	6,009,512	5,850,023	5,214,763	-13.2%
CHARGES FOR SERVICES						
Delinquent Collection Cost	132,370	181,432	150,000	280,000	150,000	0.0%
Planning Sales	4,347	19,981	2,500	1,500	2,500	0.0%
Building Codes Reinspection Fees	345	-	100	100	100	0.0%
Youth Court	-	975	-	1,500	1,000	
Register of Deeds Fees	955,249	633,312	750,000	550,000	500,000	-33.3%
Judge of Probate Fees	212,345	187,687	200,000	210,000	200,000	0.0%
Marriage Ceremony Fees	3,625	4,375	3,500	4,000	3,500	0.0%
Special Assessments	-	8,098	1,700	1,700	1,700	0.0%
Family Court Fees	280,770	263,962	260,000	240,000	260,000	0.0%
Sheriff Fees	24,274	22,331	23,000	20,000	23,000	0.0%
Recycling Drivers	80,654	81,952	80,000	90,000	90,000	12.5%
Lake Patrol	30,984	18,388	33,000	33,000	33,000	0.0%

PICKENS COUNTY

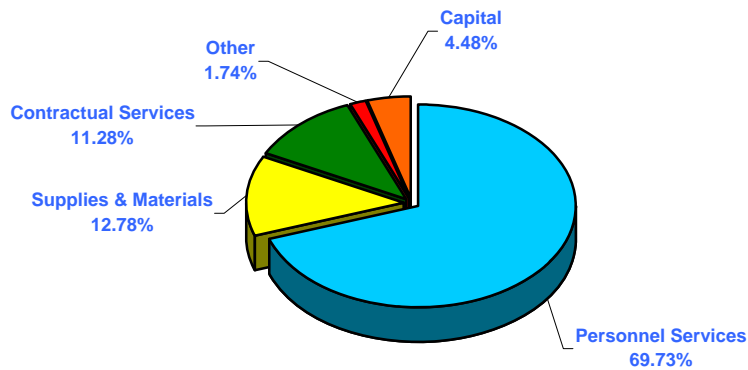
SOURCE OF REVENUE	FY 2008 ACTUAL	FY 2009 ACTUAL	FY 2010 BUDGET	FY 2010 ESTIMATED	FY 2011 BUDGET	% CHANGE 10-11
CHARGES FOR SERVICES, continued						
E.M.S. Fees	\$ 2,826,610	\$ 2,770,076	\$ 2,700,000	\$ 3,000,000	\$ 2,900,000	7.4%
Landfill User Fees	514,789	567,556	521,000	552,300	577,300	10.8%
Sale of Recyclables	768,069	485,306	500,000	518,700	518,700	3.7%
Vehicle Maintenance Service	8,944	5,802	9,000	6,000	5,000	-44.4%
Sale of Fuel - Surcharge	(22)	192	7	20	7	0.0%
Stormwater Management	22,275	17,225	20,000	15,000	20,000	0.0%
Commerce Park	26,612	26,611	26,611	36,000	40,000	50.3%
Mile Creek Park	199,729	202,085	185,000	200,000	200,000	8.1%
Animal Control	466	330	500	500	500	0.0%
Data Processing Fees	103,716	168,431	158,898	158,898	171,710	8.1%
Sheriff Wrecker Fee	1,563	175	1,500	500	1,500	0.0%
Sale of Materials & Supplies	11,857	7,928	15,000	5,000	7,500	-50.0%
Sale of Pipe Culvert	1,220	3,846	-	4,000	4,000	-
Housing of Prisoners	14,882	18,268	20,000	8,000	15,000	-25.0%
	6,225,673	5,696,324	5,661,316	5,936,718	5,726,017	1.1%
FINES & FORFEITURES						
Magistrate Fines	543,410	445,526	375,000	375,000	375,000	0.0%
Clerk of Court Fines	201,821	188,821	200,000	225,000	200,000	0.0%
	745,231	634,347	575,000	600,000	575,000	0.0%
INVESTMENT INCOME						
Interest on Investments	682,166	299,311	250,000	150,000	200,000	-20.0%
Interest on Fire Loans	1,112	752	20,752	44,000	49,404	138.1%
	683,278	300,063	270,752	194,000	249,404	-7.9%
RENT						
Rent from Property	22,103	22,103	22,103	22,103	22,103	0.0%
	22,103	22,103	22,103	22,103	22,103	0.0%
CONTRIBUTIONS						
E.M.S. Donations	-	-	300	-	300	0.0%
Hazmat Donations	-	-	1,000	-	1,000	0.0%
Beautification Donations	-	220	2,000	100	2,000	0.0%
Animal Control	1,285	1,794	-	300	-	-
	1,285	2,014	3,300	400	3,300	0.0%
MISCELLANEOUS						
Returned Check Fee	1,830	2,090	2,000	2,000	2,000	0.0%
Other Revenue	72,942	302,209	20,000	35,000	30,000	50.0%
Pay Phone Commission	17,424	16,857	15,000	15,000	15,000	0.0%
Vending Machine Commission	2,198	2,558	2,000	2,200	3,000	50.0%
Insurance Reimbursement	2,790	1,000	-	-	-	-
	97,184	324,714	39,000	54,200	50,000	28.2%
TOTAL GENERAL FUND	\$ 38,257,251	\$ 36,968,340	\$ 36,237,450	\$ 36,323,070	\$ 35,517,054	-2.0%

"WHERE THE MONEY GOES"

EXPENDITURES BY FUNCTION



EXPENDITURES BY CATEGORY



PICKENS COUNTY

DEPARTMENT	FY 2008 ACTUAL	FY 2009 ACTUAL	FY 2010 BUDGET	FY 2010 ESTIMATED	FY 2011 BUDGET	% CHANGE 10-11
GENERAL GOVERNMENT						
Council	\$ 196,633	\$ 201,792	\$ 206,436	\$ 196,790	\$ 204,922	-0.7%
Attorney	93,813	73,102	93,000	125,000	109,558	17.8%
State Solicitor	717,614	806,930	845,939	831,741	773,889	-8.5%
Public Defender	39,341	91,549	44,453	93,912	94,303	112.1%
Probate Court	271,066	284,993	289,664	289,672	285,092	-1.6%
Register of Deeds	357,906	384,077	277,947	202,111	238,663	-14.1%
Clerk of Court	610,838	635,318	606,659	610,642	627,882	3.5%
Administrator	426,612	440,811	401,608	390,246	400,825	-0.2%
Purchasing	204,105	180,767	175,681	181,337	158,090	-10.0%
Finance	418,543	435,150	469,681	420,908	435,184	-7.3%
Building Maintenance	1,307,346	1,432,655	1,520,383	1,510,985	1,509,745	-0.7%
Human Resources	220,268	207,625	180,707	188,324	178,349	-1.3%
Delinquent Tax	244,553	294,730	250,017	244,524	252,741	1.1%
Risk Manager	-	294	-	-	-	
Circuit Judge *	4,999	5,058	4,930	4,303	4,355	-11.7%
Treasurer	422,023	435,958	428,069	432,026	427,481	-0.1%
Auditor	352,900	361,099	319,859	319,769	329,948	3.2%
Tax Assessor	834,407	751,945	817,721	774,730	776,001	-5.1%
Board of Appeals *	700	2,256	2,000	2,000	2,000	0.0%
GIS Mapping	294,295	325,882	334,526	323,295	310,371	-7.2%
Registration & Elections	316,663	248,057	285,089	286,414	260,438	-8.6%
Planning Commission	160,048	190,720	182,379	170,074	152,135	-16.6%
Information Systems	1,033,116	1,064,782	1,022,301	906,712	970,862	-5.0%
Magistrate Court	675,724	705,480	710,263	698,367	626,555	-11.8%
Vehicle Maintenance	508,270	535,965	550,583	546,993	543,373	-1.3%
Public Relations	137,862	43,904	43,380	29,410	28,450	-34.4%
	9,849,644	10,140,899	10,063,275	9,780,285	9,701,212	-3.6%
PUBLIC SAFETY						
Sheriff	7,784,259	8,431,839	8,667,062	8,473,071	8,668,874	0.0%
Emergency Management	231,173	230,257	306,493	304,757	343,181	12.0%
Coroner	143,577	170,386	169,850	160,562	184,387	8.6%
Prison Camp	1,159,906	1,225,627	1,232,238	1,232,238	1,297,671	5.3%
Emergency Medical Services	4,274,181	4,612,100	4,759,563	4,520,556	4,631,828	-2.7%
Building Codes	454,239	502,241	507,742	436,547	301,322	-40.7%
County Radio System *	25,707	26,351	26,000	26,500	26,000	0.0%
E-911	117,236	126,022	105,167	105,863	109,867	4.5%
	14,190,278	15,324,823	15,774,115	15,260,094	15,563,130	-1.3%
PUBLIC WORKS						
Roads & Bridges	1,982,607	2,166,293	2,204,884	2,154,990	2,175,681	-1.3%
Solid Waste	3,646,650	3,637,358	3,580,175	3,480,175	3,551,866	-0.8%
Engineering	153,446	161,626	165,759	165,759	165,359	-0.2%
	5,782,703	5,965,277	5,950,818	5,800,924	5,892,906	-1.0%

PICKENS COUNTY

DEPARTMENT	FY 2008 ACTUAL	FY 2009 ACTUAL	FY 2010 BUDGET	FY 2010 ESTIMATED	FY 2011 BUDGET	% CHANGE 10-11
HEALTH & WELFARE						
Health Department *	\$ 51,495	\$ 49,375	\$ 49,132	\$ 49,132	\$ 54,188	10.3%
Animal Control	375,015	410,825	438,962	438,962	424,467	-3.3%
Humane Society *	70,000	75,000	75,000	75,000	70,000	-6.7%
Veterans Affairs	128,378	126,556	102,510	102,510	99,125	-3.3%
Storm Water Management	129,052	128,511	93,080	93,080	90,442	-2.8%
Free Medical Clinic *	25,000	25,000	25,000	25,000	20,000	-
Pickens Meals on Wheels	-	5,000	5,000	5,000	5,000	0.0%
	778,940	820,267	788,684	788,684	763,222	-3.2%
CULTURE & RECREATION						
Cultural Commission	286,397	310,829	315,532	315,532	284,040	-10.0%
Mile Creek Park	198,828	210,359	195,812	195,812	192,108	-1.9%
Pickens Heritage Corridor *	-	36,000	-	-	-	-
	485,225	557,188	511,344	511,344	476,148	-6.9%
ECONOMIC DEVELOPMENT						
Economic Development	100,000	-	-	-	-	-
	100,000	-	-	-	-	-
INTERGOVERNMENTAL						
Legislative Delegation	27,976	28,750	30,682	30,682	21,803	-28.9%
Seniors Unlimited *	20,000	20,000	20,000	20,000	10,000	-50.0%
Social Services *	41,818	51,368	46,449	70,000	85,890	84.9%
Mental Health *	20,000	20,000	-	-	-	-
Medical Indigent *	219,252	206,254	214,067	214,067	214,067	0.0%
Appalachian COG *	45,593	45,593	45,593	45,593	45,593	0.0%
Clemson Extension *	33,933	33,371	56,800	56,800	56,800	0.0%
Soil & Water Conservation *	59,935	46,680	-	-	3,500	-
	468,508	452,016	413,591	437,142	437,653	5.8%
OTHER						
Contingency *	54,042	121,575	232,772	50,000	150,000	-35.6%
South Carolina Association Dues *	19,025	19,025	19,025	19,025	19,025	0.0%
Unemployment Insurance *	-	-	15,000	15,000	15,000	0.0%
Retiree Health Insurance	-	-	200,910	200,910	206,328	2.7%
	73,067	140,600	467,707	284,935	390,353	-16.5%
CAPITAL						
Departmental Capital	1,003,471	2,439,830	1,306,900	1,306,900	1,572,070	20.3%
	1,003,471	2,439,830	1,306,900	1,306,900	1,572,070	20.3%
TOTAL GENERAL FUND	\$ 32,731,836	\$ 35,840,900	\$ 35,276,434	\$ 34,170,308	\$ 34,796,694	-1.4%

Note: The above-mentioned individual departments do not include capital or debt service

* Non-Departmental

PICKENS COUNTY

DEBT SERVICE FUND	FY 2008 ACTUAL	FY 2009 ACTUAL	FY 2010 BUDGET	FY 2010 ESTIMATED	FY 2011 BUDGET
REVENUES					
Taxes	\$ 2,175,145	\$ 2,261,187	\$ 2,380,082	\$ 2,380,082	\$ 2,367,449
Intergovernmental	95,168	214,830	209,418	209,418	209,418
Investment Income	1,242	50	-	-	-
	<u>2,271,555</u>	<u>2,476,067</u>	<u>2,589,500</u>	<u>2,589,500</u>	<u>2,576,867</u>
EXPENDITURES					
Debt Service					
Principal	1,533,716	1,739,603	1,778,803	1,778,803	1,838,893
Interest & Fiscal Charges	731,348	839,091	810,697	810,697	737,974
	<u>2,265,064</u>	<u>2,578,694</u>	<u>2,589,500</u>	<u>2,589,500</u>	<u>2,576,867</u>
REVENUES OVER (UNDER) EXPENDITURES	<u>6,491</u>	<u>(102,627)</u>	<u>-</u>	<u>-</u>	<u>-</u>
OTHER FINANCING SOURCES (USES)					
Budgeted Fund Balance	-	-	-	-	-
	<u>-</u>	<u>-</u>	<u>-</u>	<u>-</u>	<u>-</u>
REVENUES & OTHER FINANCING OVER (UNDER) EXPENDITURES	<u>\$ 6,491</u>	<u>\$ (102,627)</u>	<u>\$ -</u>	<u>\$ -</u>	<u>\$ -</u>
Beginning Fund Balance:	<u>\$ 535,142</u>	<u>\$ 541,633</u>	<u>\$ 439,006</u>	<u>\$ 439,006</u>	<u>\$ 439,006</u>
Fund Balance, June 30	<u>\$ 541,633</u>	<u>\$ 439,006</u>	<u>\$ 439,006</u>	<u>\$ 439,006</u>	<u>\$ 439,006</u>

PICKENS COUNTY

SPECIAL REVENUE FUNDS	FY 2008 ACTUAL	FY 2009 ACTUAL	FY 2010 BUDGET	FY 2010 ESTIMATED	FY 2011 BUDGET
REVENUES					
Taxes	\$ 4,641,114	\$ 5,041,328	\$ 5,468,549	\$ 5,468,549	\$ 5,490,871
Licenses, Permits & Fees	4,707,371	4,839,910	4,812,723	4,812,723	4,967,821
Intergovernmental	971,250	567,755	180,408	180,408	318,513
Charges for Services	158,502	190,535	95,000	95,000	176,380
Fines & Forfeitures	162,478	155,873	165,000	158,000	158,000
Investment Income	233,812	21,378	55,700	55,700	46,150
Rent	2,000	10,494	120	120	120
Contributions	133,709	197,417	500	500	60,000
Miscellaneous	27,179	5,284	2,300	2,300	2,300
	<u>11,037,416</u>	<u>11,029,974</u>	<u>10,780,300</u>	<u>10,773,300</u>	<u>11,220,155</u>
EXPENDITURES					
Public Safety	3,031,937	3,416,612	4,019,193	3,955,375	4,361,123
Public Works	3,005,424	2,764,393	1,805,500	1,805,500	1,659,500
Culture & Recreation	3,407,367	3,381,620	3,595,461	3,595,461	3,896,829
Economic Development	460,746	578,695	375,000	375,000	325,000
Intergovernmental	1,204,885	1,185,375	1,182,700	1,182,700	1,182,700
Capital Outlay	1,714,515	3,845,308	932,000	932,000	571,000
Debt Service					
Principal	233,290	395,942	372,774	372,774	380,264
Interest & Fiscal Charges	59,280	63,781	118,088	118,088	110,201
	<u>13,117,443</u>	<u>15,631,726</u>	<u>12,400,716</u>	<u>12,336,898</u>	<u>12,486,617</u>
REVENUES OVER (UNDER) EXPENDITURES	<u>(2,080,028)</u>	<u>(4,601,752)</u>	<u>(1,620,416)</u>	<u>(1,563,598)</u>	<u>(1,266,462)</u>
OTHER FINANCING SOURCES (USES)					
Proceeds from Bond Issuance	-	1,800,000	-	-	240,000
Proceeds from Capital Lease	360,000	197,000	540,000	540,000	311,000
Transfer In (Out)	725,935	1,662,062	753,675	753,675	527,195
Budgeted Fund Balance	-	-	326,741	326,741	188,267
Prior Period Adjustment	1,085,935	3,659,062	1,515,916	1,515,916	1,202,462
	<u>1,085,935</u>	<u>3,659,062</u>	<u>1,620,416</u>	<u>1,620,416</u>	<u>1,266,462</u>
REVENUES & OTHER FINANCING OVER (UNDER) EXPENDITURES	<u>\$ (994,093)</u>	<u>\$ (942,690)</u>	<u>\$ -</u>	<u>\$ 56,818</u>	<u>\$ -</u>
Beginning Fund Balance:	<u>\$ 6,360,624</u>	<u>\$ 6,360,624</u>	<u>\$ 5,366,531</u>	<u>\$ 5,366,531</u>	<u>\$ 5,096,608</u>
Fund Balance, June 30	<u>\$ 5,366,531</u>	<u>\$ 7,303,314</u>	<u>\$ 5,039,790</u>	<u>\$ 5,096,608</u>	<u>\$ 4,908,341</u>

PICKENS COUNTY

TRI-COUNTY TECHNICAL COLLEGE	FY 2008 ACTUAL	FY 2009 ACTUAL	FY 2010 BUDGET	FY 2010 ESTIMATED	FY 2011 BUDGET
REVENUES					
Taxes	\$ 1,114,810	\$ 1,140,153	\$ 1,182,700	\$ 1,182,700	\$ 1,182,700
	1,114,810	1,140,153	1,182,700	1,182,700	1,182,700
EXPENDITURES					
Intergovernmental	1,204,885	1,185,375	1,182,700	1,182,700	1,182,700
	1,204,885	1,185,375	1,182,700	1,182,700	1,182,700
REVENUES OVER (UNDER) EXPENDITURES	(90,075)	(45,222)	-	-	-
OTHER FINANCING SOURCES (USES)					
	-	-	-	-	-
REVENUES & OTHER FINANCING OVER (UNDER) EXPENDITURES	\$ (90,075)	\$ (45,222)	\$ -	\$ -	\$ -
Beginning Fund Balance:	\$ 141,043	\$ 50,968	\$ 5,746	\$ 5,746	\$ 5,746
Fund Balance, June 30	\$ 50,968	\$ 5,746	\$ 5,746	\$ 5,746	\$ 5,746

PICKENS COUNTY

FIXED NUCLEAR FUND	FY 2008 ACTUAL	FY 2009 ACTUAL	FY 2010 BUDGET	FY 2010 ESTIMATED	FY 2011 BUDGET
REVENUES					
Intergovernmental	\$ 42,725	\$ 42,759	\$ -	\$ -	\$ 48,000
	42,725	42,759	-	-	48,000
EXPENDITURES					
Public Safety	41,121	45,588	-	-	58,082
	41,121	45,588	-	-	58,082
REVENUES OVER (UNDER) EXPENDITURES					
	1,604	(2,829)	-	-	(10,082)
OTHER FINANCING SOURCES (USES)					
Transfer In (Out)	4,462	7,349	-	-	10,905
Budgeted Fund Balance	-	-	-	-	(823)
	4,462	7,349	-	-	10,082
REVENUES & OTHER FINANCING OVER (UNDER) EXPENDITURES					
	\$ 6,066	\$ 4,520	\$ -	\$ -	\$ -
Beginning Fund Balance:	\$ 33,543	\$ 39,609	\$ 44,129	\$ 44,129	\$ 44,129
Fund Balance, June 30	\$ 39,609	\$ 44,129	\$ 44,129	\$ 44,129	\$ 44,952

PICKENS COUNTY

LIBRARY	FY 2008 ACTUAL	FY 2009 ACTUAL	FY 2010 BUDGET	FY 2010 ESTIMATED	FY 2011 BUDGET
REVENUES					
Taxes	\$ 2,621,939	\$ 2,682,992	\$ 2,747,495	\$ 2,747,495	\$ 2,747,495
Intergovernmental	270,942	170,851	100,000	100,000	100,000
Charges for Services	92,898	104,029	95,000	95,000	100,000
Investment Income	39,330		20,000	20,000	20,000
Rent	2,000	10,494	120	120	120
Contributions	9,762	2,804	500	500	8,000
Miscellaneous	52	262	-	-	
	<u>3,036,924</u>	<u>2,971,432</u>	<u>2,963,115</u>	<u>2,963,115</u>	<u>2,975,615</u>
EXPENDITURES					
Culture & Recreation	2,844,832	2,898,123	3,042,615	3,042,615	3,025,615
Capital Outlay	5,924	11,257	25,000	25,000	14,000
	<u>2,850,756</u>	<u>2,909,380</u>	<u>3,067,615</u>	<u>3,067,615</u>	<u>3,039,615</u>
REVENUES OVER (UNDER) EXPENDITURES					
	<u>186,169</u>	<u>62,052</u>	<u>(104,500)</u>	<u>(104,500)</u>	<u>(64,000)</u>
OTHER FINANCING SOURCES (USES)					
Budgeted Fund Balance	-	-	104,500	104,500	64,000
	-	-	104,500	104,500	64,000
REVENUES & OTHER FINANCING OVER (UNDER) EXPENDITURES					
	<u>\$ 186,169</u>	<u>\$ 62,052</u>	<u>\$ -</u>	<u>\$ -</u>	<u>\$ -</u>
Beginning Fund Balance:	<u>\$ 971,881</u>	<u>\$ 1,158,050</u>	<u>\$ 1,220,102</u>	<u>\$ 1,220,102</u>	<u>\$ 1,115,602</u>
Fund Balance, June 30	<u>\$ 1,158,050</u>	<u>\$ 1,220,102</u>	<u>\$ 1,115,602</u>	<u>\$ 1,115,602</u>	<u>\$ 1,051,602</u>

PICKENS COUNTY

VICTIM ADVOCATE	FY 2008 ACTUAL	FY 2009 ACTUAL	FY 2010 BUDGET	FY 2010 ESTIMATED	FY 2011 BUDGET
REVENUES					
Fines & Forfeitures	\$ 162,478	\$ 155,873	\$ 165,000	\$ 158,000	\$ 158,000
	<u>162,478</u>	<u>155,873</u>	<u>165,000</u>	<u>158,000</u>	<u>158,000</u>
EXPENDITURES					
Public Safety	206,921	215,264	232,989	169,171	168,629
	<u>206,921</u>	<u>215,264</u>	<u>232,989</u>	<u>169,171</u>	<u>168,629</u>
REVENUES OVER (UNDER) EXPENDITURES	<u>(44,443)</u>	<u>(59,391)</u>	<u>(67,989)</u>	<u>(11,171)</u>	<u>(10,629)</u>
OTHER FINANCING SOURCES (USES)					
Budgeted Fund Balance	-	-	67,989	67,989	10,629
	<u>-</u>	<u>-</u>	<u>67,989</u>	<u>67,989</u>	<u>10,629</u>
REVENUES & OTHER FINANCING OVER (UNDER) EXPENDITURES	<u>\$ (44,443)</u>	<u>\$ (59,391)</u>	<u>\$ -</u>	<u>\$ 56,818</u>	<u>\$ -</u>
Beginning Fund Balance:	\$ 125,795	\$ 81,352	\$ 21,961	\$ 21,961	\$ 10,790
Fund Balance, June 30	<u>\$ 81,352</u>	<u>\$ 21,961</u>	<u>\$ (46,028)</u>	<u>\$ 10,790</u>	<u>\$ 161</u>

PICKENS COUNTY

EMERGENCY TELEPHONE SYSTEM	FY 2008 ACTUAL	FY 2009 ACTUAL	FY 2010 BUDGET	FY 2010 ESTIMATED	FY 2011 BUDGET
REVENUES					
Licenses, Permits & Fees	\$ 378,494	\$ 443,009	\$ 436,000	\$ 436,000	\$ 436,000
Intergovernmental	613,023	170,356	75,000	75,000	165,105
Investment Income	26,718	4,960	7,500	7,500	7,500
	<u>1,018,235</u>	<u>618,325</u>	<u>518,500</u>	<u>518,500</u>	<u>608,605</u>
EXPENDITURES					
Public Safety	322,205	406,429	409,050	409,050	463,600
Capital Outlay	527,933	-	-	-	-
Debt Service					
Principal	67,284	69,898	72,614	72,614	75,435
Interest & Fiscal Charges	11,082	8,468	5,752	5,752	2,931
	<u>928,504</u>	<u>484,795</u>	<u>487,416</u>	<u>487,416</u>	<u>541,966</u>
REVENUES OVER (UNDER) EXPENDITURES	<u>89,731</u>	<u>133,530</u>	<u>31,084</u>	<u>31,084</u>	<u>66,639</u>
OTHER FINANCING SOURCES (USES)					
Budgeted Fund Balance	-	-	(31,084)	(31,084)	(66,639)
	-	-	(31,084)	(31,084)	(66,639)
REVENUES & OTHER FINANCING OVER (UNDER) EXPENDITURES	<u>\$ 89,731</u>	<u>\$ 133,530</u>	<u>\$ -</u>	<u>\$ -</u>	<u>\$ -</u>
Beginning Fund Balance:	<u>\$ 371,696</u>	<u>\$ 461,427</u>	<u>\$ 594,957</u>	<u>\$ 594,957</u>	<u>\$ 626,041</u>
Fund Balance, June 30	<u>\$ 461,427</u>	<u>\$ 594,957</u>	<u>\$ 626,041</u>	<u>\$ 626,041</u>	<u>\$ 692,680</u>

PICKENS COUNTY

RURAL FIRE DISTRICTS	FY 2008 ACTUAL	FY 2009 ACTUAL	FY 2010 BUDGET	FY 2010 ESTIMATED	FY 2011 BUDGET
REVENUES					
Taxes	\$ 755,229	\$ 1,086,356	\$ 1,428,354	\$ 1,428,354	\$ 1,429,676
Licenses, Permits & Fees	2,068,506	2,209,779	2,201,723	2,201,723	2,369,821
Intergovernmental	27,624	171,088	5,408	5,408	5,408
Investment Income	56,197	11,027	21,200	21,200	12,150
Contributions	-	-	-	-	-
Miscellaneous	14,675	5,022	2,300	2,300	2,300
	<u>2,922,232</u>	<u>3,483,272</u>	<u>3,658,985</u>	<u>3,658,985</u>	<u>3,819,355</u>
EXPENDITURES					
Public Safety	2,461,690	2,749,331	3,377,154	3,377,154	3,670,812
Capital Outlay	842,835	3,511,187	762,000	762,000	266,000
Debt Service					
Principal	86,010	243,016	217,132	217,132	215,389
Interest & Fiscal Charges	28,194	38,341	95,364	95,364	96,710
	<u>3,418,729</u>	<u>6,541,875</u>	<u>4,451,650</u>	<u>4,451,650</u>	<u>4,248,911</u>
REVENUES OVER (UNDER) EXPENDITURES	<u>(496,497)</u>	<u>(3,058,603)</u>	<u>(792,665)</u>	<u>(792,665)</u>	<u>(429,556)</u>
OTHER FINANCING SOURCES (USES)					
Proceeds from Bond Issuance	-	1,800,000	-	-	240,000
Proceeds from Capital Lease	360,000	197,000	540,000	540,000	311,000
Budgeted Fund Balance	-	-	252,665	252,665	(121,444)
	<u>360,000</u>	<u>1,997,000</u>	<u>792,665</u>	<u>792,665</u>	<u>429,556</u>
REVENUES & OTHER FINANCING OVER (UNDER) EXPENDITURES	<u>\$ (136,497)</u>	<u>\$ (1,061,603)</u>	<u>\$ -</u>	<u>\$ -</u>	<u>\$ -</u>
Beginning Fund Balance:	<u>\$ 2,525,627</u>	<u>\$ 2,389,130</u>	<u>\$ 1,327,527</u>	<u>\$ 1,327,527</u>	<u>\$ 1,074,862</u>
Fund Balance, June 30	<u>\$ 2,389,130</u>	<u>\$ 1,327,527</u>	<u>\$ 1,074,862</u>	<u>\$ 1,074,862</u>	<u>\$ 1,196,306</u>

PICKENS COUNTY

RURAL FIRE DISTRICTS	EASLEY	LIBERTY	PUMPKINTOWN	CROSSWELL	SIX MILE
REVENUES					
Taxes	\$ -	\$ -	\$ -	\$ -	\$ -
Licenses, Permits & Fees	449,959	373,503	99,966	608,000	129,216
Intergovernmental	-	-	-	-	5,408
Investment Income	500	500	150	5,000	700
Miscellaneous	-	-	-	-	-
	<u>450,459</u>	<u>374,003</u>	<u>100,116</u>	<u>613,000</u>	<u>135,324</u>
EXPENDITURES					
Public Safety	450,459	315,541	81,292	717,979	114,069
Capital Outlay	-	-	-	-	-
Debt Service					
Principal	-	33,760	16,836	90,125	-
Interest & Fiscal Charges	-	24,702	1,988	47,137	-
	<u>450,459</u>	<u>374,003</u>	<u>100,116</u>	<u>855,241</u>	<u>114,069</u>
REVENUES OVER (UNDER) EXPENDITURES	<u>-</u>	<u>-</u>	<u>-</u>	<u>(242,241)</u>	<u>21,255</u>
OTHER FINANCING SOURCES (USES)					
Proceeds from Bond Issuance	-	-	-	-	-
Proceeds from Capital Lease	-	-	-	285,000	-
Transfer In (Out)	-	-	-	-	-
Budgeted Fund Balance	-	-	-	(42,759)	(21,255)
	<u>-</u>	<u>-</u>	<u>-</u>	<u>242,241</u>	<u>(21,255)</u>
REVENUES & OTHER FINANCING OVER (UNDER) EXPENDITURES	<u>\$ -</u>	<u>\$ -</u>	<u>\$ -</u>	<u>\$ -</u>	<u>\$ -</u>
Beginning Fund Balance:	<u>\$ 102,283</u>	<u>\$ 432,077</u>	<u>\$ 92,638</u>	<u>\$ 1,009,701</u>	<u>\$ 86,668</u>
Fund Balance, June 30	<u>\$ 102,283</u>	<u>\$ 432,077</u>	<u>\$ 92,638</u>	<u>\$ 1,052,460</u>	<u>\$ 107,923</u>

PICKENS COUNTY

RURAL FIRE DISTRICTS	PICKENS	DACUSVILLE	HOLLY SPRINGS	CENTRAL
REVENUES				
Taxes	\$ -	\$ -	\$ -	\$ -
Licenses, Permits & Fees	312,262	172,600	60,290	160,565
Intergovernmental	-	-	-	-
Investment Income	3,000	600	1,000	400
Miscellaneous	-	-	2,300	-
	<u>315,262</u>	<u>173,200</u>	<u>63,590</u>	<u>160,965</u>
EXPENDITURES				
Public Safety	315,262	144,504	36,132	125,246
Capital Outlay	-	-	-	-
Debt Service				
Principal	-	28,789	21,702	24,177
Interest & Fiscal Charges	-	5,585	5,756	11,542
	<u>315,262</u>	<u>178,878</u>	<u>63,590</u>	<u>160,965</u>
REVENUES OVER (UNDER) EXPENDITURES	<u>-</u>	<u>(5,678)</u>	<u>-</u>	<u>-</u>
OTHER FINANCING SOURCES (USES)				
Proceeds from Bond Issuance	-	-	-	-
Proceeds from Capital Lease	-	-	-	-
Transfer In (Out)	-	-	-	-
Budgeted Fund Balance	-	5,678	-	-
	<u>-</u>	<u>5,678</u>	<u>-</u>	<u>-</u>
REVENUES & OTHER FINANCING OVER (UNDER) EXPENDITURES	<u>\$ -</u>	<u>\$ -</u>	<u>\$ -</u>	<u>\$ -</u>
Beginning Fund Balance:	<u>\$ 153,437</u>	<u>\$ 258,506</u>	<u>\$ 75,171</u>	<u>\$ 121,401</u>
Fund Balance, June 30	<u>\$ 153,437</u>	<u>\$ 252,828</u>	<u>\$ 75,171</u>	<u>\$ 121,401</u>

PICKENS COUNTY

RURAL FIRE DISTRICTS	SHADY GROVE	ROCKY BOTTOM	VINEYARDS	SPRINGS	TOTAL
REVENUES					
Taxes	\$ 259,850	\$ -	\$ 664,769	\$ 505,057	\$ 1,429,676
Licenses, Permits & Fees	-	3,460	-	-	2,369,821
Intergovernmental	-	-	-	-	5,408
Investment Income	150	100	50	-	12,150
Miscellaneous	-	-	-	-	2,300
	<u>260,000</u>	<u>3,560</u>	<u>664,819</u>	<u>505,057</u>	<u>3,819,355</u>
EXPENDITURES					
Public Safety	260,000	3,560	927,118	179,650	3,670,812
Capital Outlay	240,000	-	26,000	-	266,000
Debt Service					
Principal	-	-	-	-	215,389
Interest & Fiscal Charges	-	-	-	-	96,710
	<u>500,000</u>	<u>3,560</u>	<u>953,118</u>	<u>179,650</u>	<u>4,248,911</u>
REVENUES OVER (UNDER) EXPENDITURES	<u>(240,000)</u>	<u>-</u>	<u>(288,299)</u>	<u>325,407</u>	<u>(429,556)</u>
OTHER FINANCING SOURCES (USES)					
Proceeds from Bond Issuance	240,000	-	-	-	240,000
Proceeds from Capital Lease	-	-	26,000	-	311,000
Transfer In (Out)	-	-	313,266	(313,266)	-
Budgeted Fund Balance	-	-	(50,967)	(12,141)	(121,444)
	<u>240,000</u>	<u>-</u>	<u>288,299</u>	<u>(325,407)</u>	<u>429,556</u>
REVENUES & OTHER FINANCING OVER (UNDER) EXPENDITURES	<u>\$ -</u>	<u>\$ -</u>	<u>\$ -</u>	<u>\$ -</u>	<u>\$ -</u>
Beginning Fund Balance:	<u>\$ 185,980</u>	<u>\$ 20,740</u>	<u>\$ (8,226)</u>	<u>\$ 109,870</u>	<u>\$ 2,640,246</u>
Fund Balance, June 30	<u>\$ 185,980</u>	<u>\$ 20,740</u>	<u>\$ 42,741</u>	<u>\$ 122,011</u>	<u>\$ 2,761,690</u>

PICKENS COUNTY

ACCOMMODATION TAX	FY 2008 ACTUAL	FY 2009 ACTUAL	FY 2010 BUDGET	FY 2010 ESTIMATED	FY 2011 BUDGET
REVENUES					
Taxes	\$ 149,136	\$ 131,827	\$ 110,000	\$ 110,000	\$ 131,000
Investment Income	1,767	1,155	1,500	1,500	1,000
	<u>150,903</u>	<u>132,982</u>	<u>111,500</u>	<u>111,500</u>	<u>132,000</u>
EXPENDITURES					
Culture & Recreation	49,999	59,647	82,175	82,175	73,290
	<u>49,999</u>	<u>59,647</u>	<u>82,175</u>	<u>82,175</u>	<u>73,290</u>
REVENUES OVER (UNDER) EXPENDITURES	<u>100,904</u>	<u>73,335</u>	<u>29,325</u>	<u>29,325</u>	<u>58,710</u>
OTHER FINANCING SOURCES (USES)					
Transfer In (Out)	(31,207)	(30,341)	(29,325)	(29,325)	(58,710)
	<u>(31,207)</u>	<u>(30,341)</u>	<u>(29,325)</u>	<u>(29,325)</u>	<u>(58,710)</u>
REVENUES & OTHER FINANCING OVER (UNDER) EXPENDITURES	<u>\$ 69,697</u>	<u>\$ 42,994</u>	<u>\$ -</u>	<u>\$ -</u>	<u>\$ -</u>
Beginning Fund Balance:	<u>\$ 5,713</u>	<u>\$ 75,410</u>	<u>\$ 118,404</u>	<u>\$ 118,404</u>	<u>\$ 118,404</u>
Fund Balance, June 30	<u>\$ 75,410</u>	<u>\$ 118,404</u>	<u>\$ 118,404</u>	<u>\$ 118,404</u>	<u>\$ 118,404</u>

PICKENS COUNTY

MUSEUM	FY 2008 ACTUAL	FY 2009 ACTUAL	FY 2010 BUDGET	FY 2010 ESTIMATED	FY 2011 BUDGET
REVENUES					
Intergovernmental	16,935	12,701	-	-	-
Charges for Services	65,604	85,361	-	-	75,000
Investment Income	4,154	-	-	-	-
Contributions	2,700	2,000	-	-	2,000
	<u>89,393</u>	<u>100,062</u>	<u>-</u>	<u>-</u>	<u>77,000</u>
EXPENDITURES					
Culture & Recreation	60,709	48,283	-	-	422,782
	<u>60,709</u>	<u>48,283</u>	<u>-</u>	<u>-</u>	<u>422,782</u>
REVENUES OVER (UNDER) EXPENDITURES					
	<u>28,684</u>	<u>51,779</u>	<u>-</u>	<u>-</u>	<u>(345,782)</u>
OTHER FINANCING SOURCES (USES)					
Transfer In (Out)	-	(47,296)	-	-	-
Budgeted Fund Balance	-	-	-	-	345,782
	<u>-</u>	<u>(47,296)</u>	<u>-</u>	<u>-</u>	<u>345,782</u>
REVENUES & OTHER FINANCING OVER (UNDER) EXPENDITURES					
	<u>\$ 28,684</u>	<u>\$ 4,483</u>	<u>\$ -</u>	<u>\$ -</u>	<u>\$ -</u>
Beginning Fund Balance:	<u>\$ 312,615</u>	<u>\$ 341,299</u>	<u>\$ 345,782</u>	<u>\$ 345,782</u>	<u>\$ 345,782</u>
Fund Balance, June 30	<u>\$ 341,299</u>	<u>\$ 345,782</u>	<u>\$ 345,782</u>	<u>\$ 345,782</u>	<u>\$ -</u>

PICKENS COUNTY

ACCOMMODATION FEE	FY 2008 ACTUAL	FY 2009 ACTUAL	FY 2010 BUDGET	FY 2010 ESTIMATED	FY 2011 BUDGET
REVENUES					
Licenses, Permits & Fees	\$ 284,506	\$ 213,175	\$ 225,000	\$ 225,000	\$ 212,000
Investment Income	13,519	3,572	5,000	5,000	5,000
	<u>298,025</u>	<u>216,747</u>	<u>230,000</u>	<u>230,000</u>	<u>217,000</u>
EXPENDITURES					
Culture & Recreation	80,239	96,130	62,671	62,671	73,762
Capital Outlay	67,868	3,305	-	-	-
Debt Service					
Principal	79,996	83,028	83,028	83,028	89,440
Interest & Fiscal Charges	20,004	16,972	16,972	16,972	10,560
	<u>248,107</u>	<u>199,435</u>	<u>162,671</u>	<u>162,671</u>	<u>173,762</u>
REVENUES OVER (UNDER) EXPENDITURES	<u>49,918</u>	<u>17,312</u>	<u>67,329</u>	<u>67,329</u>	<u>43,238</u>
OTHER FINANCING SOURCES (USES)					
Transfer In (Out)	-	(41,650)			
Budgeted Fund Balance	-	-	(67,329)	(67,329)	(43,238)
	-	(41,650)	(67,329)	(67,329)	(43,238)
REVENUES & OTHER FINANCING OVER (UNDER) EXPENDITURES	<u>\$ 49,918</u>	<u>\$ (24,338)</u>	<u>\$ -</u>	<u>\$ -</u>	<u>\$ -</u>
Beginning Fund Balance:	\$ 240,982	\$ 290,900	\$ 266,562	\$ 266,562	\$ 333,891
Fund Balance, June 30	<u>\$ 290,900</u>	<u>\$ 266,562</u>	<u>\$ 333,891</u>	<u>\$ 333,891</u>	<u>\$ 377,129</u>

PICKENS COUNTY

ROAD MAINTENANCE FEE	FY 2008 ACTUAL	FY 2009 ACTUAL	FY 2010 BUDGET	FY 2010 ESTIMATED	FY 2011 BUDGET
REVENUES					
Licenses, Permits & Fees	\$ 1,975,866	\$ 1,973,947	\$ 1,950,000	\$ 1,950,000	\$ 1,950,000
Investment Income	79,555	664	500	500	500
	<u>2,055,421</u>	<u>1,974,611</u>	<u>1,950,500</u>	<u>1,950,500</u>	<u>1,950,500</u>
EXPENDITURES					
Public Works	3,005,424	2,764,393	1,805,500	1,805,500	1,659,500
Capital Outlay	269,955	209,182	145,000	145,000	291,000
	<u>3,275,379</u>	<u>2,973,575</u>	<u>1,950,500</u>	<u>1,950,500</u>	<u>1,950,500</u>
REVENUES OVER (UNDER) EXPENDITURES	<u>(1,219,958)</u>	<u>(998,964)</u>	<u>-</u>	<u>-</u>	<u>-</u>
OTHER FINANCING SOURCES (USES)					
Transfer In (Out)	-	1,000,000	-	-	-
	<u>-</u>	<u>1,000,000</u>	<u>-</u>	<u>-</u>	<u>-</u>
REVENUES & OTHER FINANCING OVER (UNDER) EXPENDITURES	<u>\$ (1,219,958)</u>	<u>\$ 1,036</u>	<u>\$ -</u>	<u>\$ -</u>	<u>\$ -</u>
Beginning Fund Balance:	<u>\$ 1,386,653</u>	<u>\$ 166,695</u>	<u>\$ 167,731</u>	<u>\$ 167,731</u>	<u>\$ 167,731</u>
Fund Balance, June 30	<u>\$ 166,695</u>	<u>\$ 167,731</u>	<u>\$ 167,731</u>	<u>\$ 167,731</u>	<u>\$ 167,731</u>

PICKENS COUNTY

RECREATION FUND	FY 2008 ACTUAL	FY 2009 ACTUAL	FY 2010 BUDGET	FY 2010 ESTIMATED	FY 2011 BUDGET
REVENUES					
Charges for Services	\$ -	\$ 1,145	\$ -	\$ -	\$ 1,380
	-	1,145	-	-	1,380
EXPENDITURES					
Culture & Recreation	371,588	279,437	408,000	408,000	301,380
Capital Outlay	-	110,377	-	-	-
	371,588	389,814	408,000	408,000	301,380
REVENUES OVER (UNDER) EXPENDITURES					
	(371,588)	(388,669)	(408,000)	(408,000)	(300,000)
OTHER FINANCING SOURCES (USES)					
Transfer In (Out)	377,680	399,000	408,000	408,000	300,000
	377,680	399,000	408,000	408,000	300,000
REVENUES & OTHER FINANCING OVER (UNDER) EXPENDITURES					
	\$ 6,092	\$ 10,331	\$ -	\$ -	\$ -
Beginning Fund Balance:	\$ 278,619	\$ 284,711	\$ 295,042	\$ 295,042	\$ 295,042
Fund Balance, June 30	\$ 284,711	\$ 295,042	\$ 295,042	\$ 295,042	\$ 295,042

PICKENS COUNTY

ECONOMIC DEVELOPMENT	FY 2008 ACTUAL	FY 2009 ACTUAL	FY 2010 BUDGET	FY 2010 ESTIMATED	FY 2011 BUDGET
REVENUES					
Investment Income	\$ 12,571	\$ -	\$ -	\$ -	\$ -
Contributions	121,247	192,613	-	-	50,000
Miscellaneous	12,452	-	-	-	-
	<u>146,270</u>	<u>192,613</u>	<u>-</u>	<u>-</u>	<u>50,000</u>
EXPENDITURES					
Economic Development	460,746	578,695	375,000	375,000	325,000
	<u>460,746</u>	<u>578,695</u>	<u>375,000</u>	<u>375,000</u>	<u>325,000</u>
REVENUES OVER (UNDER) EXPENDITURES					
	<u>(314,476)</u>	<u>(386,082)</u>	<u>(375,000)</u>	<u>(375,000)</u>	<u>(275,000)</u>
OTHER FINANCING SOURCES (USES)					
Transfer In (Out)	375,000	375,000	375,000	375,000	275,000
	<u>375,000</u>	<u>375,000</u>	<u>375,000</u>	<u>375,000</u>	<u>275,000</u>
REVENUES & OTHER FINANCING OVER (UNDER) EXPENDITURES					
	<u>\$ 60,524</u>	<u>\$ (11,082)</u>	<u>\$ -</u>	<u>\$ -</u>	<u>\$ -</u>
Beginning Fund Balance:	\$ 288,145	\$ 348,669	\$ 337,587	\$ 337,587	\$ 337,587
Fund Balance, June 30	<u>\$ 348,669</u>	<u>\$ 337,587</u>	<u>\$ 337,587</u>	<u>\$ 337,587</u>	<u>\$ 337,587</u>

PICKENS COUNTY

PUBLIC SERVICE COMMISSION	FY 2008 ACTUAL	FY 2009 ACTUAL	FY 2010 BUDGET	FY 2010 ESTIMATED	FY 2011 BUDGET
OPERATING REVENUES					
Charges for Service	\$ 1,195,127	\$ 949,682	\$ 1,189,829	\$ 1,189,829	\$ 1,189,829
	<u>1,195,127</u>	<u>949,682</u>	<u>1,189,829</u>	<u>1,189,829</u>	<u>1,189,829</u>
OPERATING EXPENSES					
Personnel Services	392,942	410,063	420,502	420,502	429,131
Operating Expenses	604,994	731,596	733,590	733,590	814,108
	<u>997,935</u>	<u>1,141,659</u>	<u>1,154,092</u>	<u>1,154,092</u>	<u>1,243,239</u>
OPERATING (LOSS) INCOME	<u>197,192</u>	<u>(191,977)</u>	<u>35,737</u>	<u>35,737</u>	<u>(53,410)</u>
NON-OPERATING REVENUES (EXPENSES)					
Reserve for Debt Service	-	-	(118,305)	(118,305)	(27,658)
Debt Service - Principal	(120,084)	(94,320)	(77,055)	(77,055)	(80,796)
Debt Service - Interest	(245,419)	(242,017)	(238,449)	(238,449)	(234,708)
Capital	-	-	(3,255,000)	(3,255,000)	(56,500)
Transfers In	4,316,370	990,536	3,653,072	3,653,072	453,072
	<u>3,950,867</u>	<u>654,199</u>	<u>(35,737)</u>	<u>(35,737)</u>	<u>53,410</u>
NET INCOME (LOSS) - BUDGETARY BASIS	<u>\$ 4,148,058</u>	<u>\$ 462,222</u>	<u>\$ -</u>	<u>\$ -</u>	<u>\$ -</u>
ADJUSTMENT TO GAAP BASIS INCREASES (DECREASES)					
Depreciation	(782,307)	(889,971)			
Capital	996,951	1,233,155			
Repayment of loan	120,084	94,320			
CHANGE IN NET ASSETS GAAP BASIS	<u>\$ 4,482,786</u>	<u>\$ 899,726</u>			
Beginning Fund Equity:	<u>\$ 20,231,338</u>	<u>\$ 24,714,124</u>			
Fund Equity, June 30	<u>\$ 24,714,124</u>	<u>\$ 25,613,850</u>			

PICKENS COUNTY

AIRPORT	FY 2008 ACTUAL	FY 2009 ACTUAL	FY 2010 BUDGET	FY 2010 ESTIMATED	FY 2011 BUDGET
OPERATING REVENUES					
Charges for Service	\$ 413,056	\$ 474,368	\$ 504,505	\$ 504,505	\$ 479,700
Intergovernmental	243,736	856,340	532,400	532,400	-
	<u>656,792</u>	<u>1,330,708</u>	<u>1,036,905</u>	<u>1,036,905</u>	<u>479,700</u>
OPERATING EXPENSES					
Personnel Services	100,545	104,134	102,051	102,051	106,752
Operating Expenses	460,638	470,139	429,605	429,605	411,172
	<u>561,183</u>	<u>574,273</u>	<u>531,656</u>	<u>531,656</u>	<u>517,924</u>
OPERATING (LOSS) INCOME	<u>95,609</u>	<u>756,435</u>	<u>505,249</u>	<u>505,249</u>	<u>(38,224)</u>
NON-OPERATING REVENUES (EXPENSES)					
Capital	-	-	(550,000)	(550,000)	-
Transfer from General Fund	482,051	1,097,488	44,751	44,751	38,224
	<u>482,051</u>	<u>1,097,488</u>	<u>(505,249)</u>	<u>(505,249)</u>	<u>38,224</u>
NET INCOME (LOSS) - BUDGETARY BASIS	<u>\$ 577,660</u>	<u>\$ 1,853,923</u>	<u>\$ -</u>	<u>\$ -</u>	<u>\$ -</u>
ADJUSTMENT TO GAAP BASIS INCREASES (DECREASES)					
Depreciation	\$ (299,710)	\$ (306,682)			
CHANGE IN NET ASSETS GAAP BASIS	<u>\$ 277,950</u>	<u>\$ 1,547,241</u>			
Beginning Fund Equity:	<u>\$ 3,457,684</u>	<u>\$ 3,735,634</u>			
Fund Equity, June 30	<u>\$ 3,735,634</u>	<u>\$ 5,282,875</u>			